

# ภาคผนวกที่ 4

## เอกสารสอบเทียบความถูกต้องของเครื่องมือ

เอกสารสอบเทียบเครื่องมือการตรวจวัดคุณภาพอากาศในบรรยากาศ

เอกสารสอบเทียบเครื่องมือการตรวจวัดคุณภาพอากาศจากแหล่งกำเนิด

เอกสารสอบเทียบเครื่องมือการตรวจวิเคราะห์คุณภาพน้ำ

เอกสารสอบเทียบเครื่องมือการตรวจวิเคราะห์คุณภาพน้ำใต้ดิน

เอกสารสอบเทียบเครื่องมือการตรวจวิเคราะห์คุณภาพดิน

เอกสารสอบเทียบเครื่องมือการตรวจวัดระดับเสียงทั่วไป

เอกสารสอบเทียบเครื่องมือการตรวจวิเคราะห์คุณภาพอากาศในสถานประกอบการ

เอกสารสอบเทียบเครื่องมือการตรวจวัดระดับเสียงในสถานประกอบการ

เอกสารสอบเทียบเครื่องมือการตรวจวัดระดับเสียงสะสมแบบติดตัวบุคคล

เอกสารสอบเทียบเครื่องมือการตรวจการรับสัมผัสสารเคมี

**ตารางสรุปรายการเอกสารการสอบเทียบความถูกต้องของเครื่องมือเก็บตัวอย่าง  
และเครื่องมือวิเคราะห์คุณภาพสิ่งแวดล้อม**

รายการตรวจวิเคราะห์	เครื่องมือเก็บตัวอย่าง	เครื่องมือตรวจวิเคราะห์
	ชื่อเครื่องมือ	ชื่อเครื่องมือ
<b>1. คุณภาพอากาศในบรรยากาศ</b>		
Total Suspended Particulate (TSP)	High Volume Air Sampler Rec No. R08, R17, R18 Blow No. R08, R17, R18	Digital Balance
Nitrogen Dioxide (NO <sub>2</sub> )	NO <sub>2</sub> Analyzer	NO <sub>2</sub> Analyzer
Sulfur Dioxide (SO <sub>2</sub> )	SO <sub>2</sub> Analyzer	SO <sub>2</sub> Analyzer
<b>2. คุณภาพอากาศจากแหล่งกำเนิด</b>		
Oxides of Nitrogen (NO <sub>x</sub> )	Vacuum Gauge	Spectrophotometer
Carbon Dioxide (CO <sub>2</sub> )	Personal Pump SKC No. R40, R43 Rotameter No. R01	CO <sub>2</sub> Analyzer
Carbon Monoxide (CO)	CO Analyzer	CO Analyzer
Sulfur Dioxide (SO <sub>2</sub> )	Personal Pump SKC No. R45 Rotameter No. H-R01	-
Chlorine (Cl)	Personal Pump SKC No. R36 Rotameter No. H-R01	IC
Hydrogen Chloride (HCl)	Personal Pump SKC No. R36 Rotameter No. H-R01	IC
Total Hydrocarbons (THC)	THC-Analyzer	THC-Analyzer
<b>3. คุณภาพน้ำทิ้ง</b>		
pH	-	pH Meter
Temperature	-	Thermometer
Total Suspended Solids	-	Digital Balance
Total Dissolved Solids	-	Digital Balance
BOD <sub>5</sub>	-	BOD Analyzer
COD	-	COD Reactor
Grease & Oil	-	Digital Balance
<b>4. คุณภาพน้ำใต้ดิน</b>		
pH	-	pH Meter
Benzene	-	GC/MS
Toluene	-	GC/MS
Xylene	-	GC/MS
TPH (C <sub>5</sub> -C <sub>8</sub> )	-	GC/MS
TPH (C <sub>8</sub> -C <sub>16</sub> )	-	GC/MS
TPH (C <sub>16</sub> -C <sub>35</sub> )	-	GC/MS

**ตารางสรุปรายการเอกสารการสอบเทียบความถูกต้องของเครื่องมือเก็บตัวอย่าง  
และเครื่องมือวิเคราะห์คุณภาพสิ่งแวดล้อม (ต่อ)**

รายการตรวจวิเคราะห์	เครื่องมือเก็บตัวอย่าง	เครื่องมือตรวจวิเคราะห์
	ชื่อเครื่องมือ	ชื่อเครื่องมือ
<b>5. คุณภาพดิน</b>		
Benzene	-	GC/MS
Toluene	-	GC/MS
Xylene	-	GC/MS
TPH (C <sub>5</sub> -C <sub>8</sub> )	-	GC/MS
TPH (C <sub>8</sub> -C <sub>16</sub> )	-	GC/MS
TPH (C <sub>16</sub> -C <sub>35</sub> )	-	GC/MS
<b>6. ระดับเสียงทั่วไป</b>		
L <sub>eq</sub> 24 hr., L <sub>max</sub>	Acoustic Calibrator Sound Level Meter No. ACO-R46, R47, R48, R49	-
<b>7. คุณภาพอากาศในสถานประกอบการ</b>		
Chlorine	Personal Pump SKC No. B71, B72, R10, R21 Rotameter No. H-R02	Spectrophotometer
Propylene	Personal Pump SKC No. B45, B56, R35, R36 Rotameter No. L-R02	GC/MS
Propane	Personal Pump SKC No. B45, B56, R35, R36 Rotameter No. L-R02	GC/MS
Ethane	Personal Pump SKC No. B45, B56, R35, R36 Rotameter No. L-R02	GC/MS
Total Hydrocarbons	Personal Pump SKC No. B45, B56, R35, R36 Rotameter No. L-R02	THC Analyzer
Non Methane Hydrocarbons	Personal Pump SKC No. B45, B56, R35, R36 Rotameter No. L-R02	THC Analyzer
<b>8. ระดับเสียงในสถานประกอบการ</b>		
L <sub>eq</sub> 8 hr, L <sub>max</sub> และ Octave Band	Acoustic Calibrator Sound Level Meter No. ACO B36, B41, B43, R51, R52	-
<b>9. ระดับเสียงสะสมแบบติดตัวบุคคล</b>		
Noise Dose	Acoustic Calibrator Sound Level Meter No. NMD B01, B02, B03, B04, B05, B06, B07, B08, B09, B10, B11, B12, B13, B14, B15, B16, B17, B18, B19, B20, R02, R03, R06, R13 , R22, R26, R35	-

ตารางสรุปรายการเอกสารการสอบเทียบความถูกต้องของเครื่องมือเก็บตัวอย่าง  
และเครื่องมือวิเคราะห์คุณภาพสิ่งแวดล้อม (ต่อ)

รายการตรวจวิเคราะห์	เครื่องมือเก็บตัวอย่าง	เครื่องมือตรวจวิเคราะห์
	ชื่อเครื่องมือ	ชื่อเครื่องมือ
10. การรับสัมผัสสารเคมี		
Benzene	Personal Pump SKC No. R44 Rotameter No. L-R03	GC/FID
Toluene	Personal Pump SKC No. R44 Rotameter No. L-R03	GC/FID
Xylene	Personal Pump SKC No. R44 Rotameter No. L-R03	GC/FID
Ethylbenzene	Personal Pump SKC No. R44 Rotameter No. L-R03	GC/FID



เอกสารสอบเทียบเครื่องมือการตรวจวัดคุณภาพอากาศในบรรยากาศ



บริษัท เอส.พี.เอส. คอนซัลติ้ง เซอร์วิส จำกัด  
S.P.S. CONSULTING SERVICE CO., LTD.  
7 ซอยพหลโยธิน 24 ถนนพหลโยธิน แขวงจอมพล เขตจตุจักร กรุงเทพฯ 10900  
7 Soi Phaholyothin 24, Phaholyothin Rd., Jompol, Chatuchak, Bangkok 10900  
Tel : (662) 939-4370-72, Fax : (662) 513-4221, E-mail : sale@spscon.com, www.spscon.com

## High Volume Air Sampler Calibration Report

Calibration Method : Multipoint Orifice Flow Transfer Standard

Model : TE 5025A

S/N : 3611

### Calibration Data

High Volume Air Sampler Data		Calibration Data		
Recorder No.	Blower No.	Date	Actual Flowrate (ft <sup>3</sup> /min)	R <sup>2</sup>
B35	B35	05/02/2025	$y = 1.163x - 3.579$	0.997
B36	B36	05/02/2025	$y = 1.130x - 2.116$	0.999
B37	B37	04/02/2025	$y = 1.146x - 2.265$	0.996
B38	B38	04/02/2025	$y = 1.156x - 6.034$	0.998
B39	B39	03/02/2025	$y = 1.151x - 3.366$	0.998
B40	B40	03/02/2025	$y = 1.174x - 4.582$	0.999
B41	B41	06/02/2025	$y = 1.123x - 1.633$	0.997
B42	B42	03/02/2025	$y = 1.149x - 3.382$	0.997
B43	B43	03/02/2025	$y = 1.137x - 2.074$	0.997
B44	B44	03/02/2025	$y = 1.155x - 1.460$	0.999
R01	R01	04/02/2025	$y = 1.121x - 3.007$	0.999
R02	R02	03/02/2025	$y = 1.159x - 5.099$	0.999
R03	R03	05/02/2025	$y = 1.138x - 2.774$	0.998
R04	R04	05/02/2025	$y = 1.118x - 2.575$	0.999
R05	R05	03/02/2025	$y = 1.136x - 1.720$	0.998
R06	R06	05/02/2025	$y = 1.154x - 2.706$	0.997
R07	R07	03/02/2025	$y = 1.037x + 1.361$	0.999
R08	R08	03/02/2025	$y = 1.146x - 3.762$	0.996
R09	R09	05/02/2025	$y = 1.121x - 2.360$	0.997
R10	R10	05/02/2025	$y = 1.180x - 4.626$	0.999
R11	R11	05/02/2025	$y = 1.147x - 3.861$	0.996
R12	R12	03/02/2025	$y = 1.128x - 4.676$	0.998
R13	R13	04/02/2025	$y = 1.135x - 4.055$	0.999
R14	R14	04/02/2025	$y = 1.153x - 3.122$	0.997
R15	R15	03/02/2025	$y = 1.161x - 5.223$	0.998
R16	R16	03/02/2025	$y = 1.187x - 6.674$	0.999
R17	R17	03/02/2025	$y = 1.120x - 1.730$	0.999
R18	R18	03/02/2025	$y = 1.146x - 2.347$	0.998
R19	R19	06/02/2025	$y = 1.161x - 5.195$	0.999
R20	R20	06/02/2025	$y = 1.134x - 3.449$	0.998

Calibrated by :

Adul Dangklom  
(Mr. Adul Dangklom)

Approved by :

Peera Detudom  
(Mr. Peera Detudom)



บริษัท เอส.พี.เอส. คอนซัลติ้ง เซอร์วิส จำกัด  
S.P.S. CONSULTING SERVICE CO., LTD.  
7 ซอยพหลโยธิน 24 ถนนพหลโยธิน แขวงจอมพล เขตจตุจักร กรุงเทพฯ 10900  
7 Soi Phaholyothin 24, Phaholyothin Rd., Jompol, Chatuchak, Bangkok 10900  
Tel : (662) 939-4370-72 Fax : (662) 513-4221 E-mail : sale@spscon.com, www.spscon.com

CALIBRATION REPORT					
CHEMILUMINESCENT NO / NO <sub>2</sub> / NO <sub>x</sub> ANALYZER					
DATE :	11 March 2025	BRAND :	API	MODEL :	200E
NO.	NOX-B19			SERIAL NO.	353
Calibrator (Dilution System)					
Brand : API			Model : 700		
Last Cal. Date : 05 August 2024			Serial No. : 911		
Reference Standard Gas					
Standard Gas : Nitric Oxide (NO)			Cylinder No. : A00726SV		
Certified Date : 05 January 2023		Expired Date : 05 January 2026		Cylinder Conc. : 48.8 ppm	
CALIBRATING CONDITION					
Pressure	1011	mmbar	Temp.	24.5	°C
			% RH	50	
CALIBRATION SETTING					
Span	Initial Reading (Before Adj.),PPB			Final Reading (After Adj.),PPB	
Set Point	Expected Concentration	Analyzer Response	%Dif	Analyzer Response	Slope
Zero	0	0.11	-	0	-
NO Span	400	399.8	-0.050	400.0	1.006
NO <sub>x</sub> Span	400	400.2	0.050	400.0	1.010
API Model 200E NO <sub>x</sub> Analyzer Check List					
Test Values	Observed Value	Units	Nominal Range		
RANGE	500	PPB	500 standard		
STABILITY (Zero Gas)	0.1	PPB	< 2 with zero air		
SAMPLE FLOW	507	cc/min	500 ± 50		
OZONE FLOW	78	cc/min	80 ± 15		
PMT	103.1	mV	-20 - 150		
AZERO	93.8	mV	-20 - 150		
HVPS	672	V	420 - 900 constant		
RCELL TEMP	50.2	°C	50 ± 1		
BOX TEMP	29.3	°C	8 - 48		
PMT TEMP	7.4	°C	7 ± 2		
MOLY TEMP	315.1	°C	315 ± 5		
RCELL PRESS	8.3	IN-Hg-A	2 - 10 constant		
SAMPLE PRESS	28.4	IN-Hg-A	25 - 30 constant		
NO Span Conc	400	PPB	20 - 20,000		
NO <sub>x</sub> Span Conc	400	PPB	20 - 20,000		
NO Slope	1.006	-	1.0 ± 0.3		
NO <sub>x</sub> Slope	1.010	-	1.0 ± 0.3		
NO Offset	1.4	mV	-20 to +150		
NO <sub>x</sub> Offset	0.9	mV	-20 to 150		
Stability at Zero	0.1	PPB	< 0.2		
Stability at Span	0.2	PPB	< 2 ppb @ 400 ppb span gas		

Calibrated by :

Adul Dangklom  
(Mr.Adul Dangklom)

Approved by :

Peera Detudom  
(Mr.Peera Detudom)



บริษัท เอส.พี.เอส. คอนซัลติ้ง เซอร์วิส จำกัด  
S.P.S. CONSULTING SERVICE CO., LTD.  
7 ซอยพหลโยธิน 24 ถนนพหลโยธิน แขวงจอมพล เขตจตุจักร กรุงเทพฯ 10900  
7 Soi Phaholyothin 24, Phaholyothin Rd., Jompol, Chatuchak, Bangkok 10900  
Tel : (662) 939-4370-72 Fax : (662) 513-4221 E-mail : sale@spicon.com, www.spicon.com

CALIBRATION REPORT					
CHEMILUMINESCENT NO / NO <sub>2</sub> / NO <sub>x</sub> ANALYZER					
DATE :	11 March 2025	BRAND :	API	MODEL :	200E
NO.	NOX-R04	SERIAL NO.	4411		
Calibrator (Dilution System)					
Brand : API			Model : 700		
Last Cal. Date : 05 August 2024			Serial No. : 911		
Reference Standard Gas					
Standard Gas : Nitric Oxide (NO)			Cylinder No. : A00726SV		
Certified Date : 05 January 2023			Expired Date : 05 January 2026		
			Cylinder Conc. : 48.8 ppm		
CALIBRATING CONDITION					
Pressure	1011	mmbar	Temp.	24.5	°C
			% RH	50	
CALIBRATION SETTING					
Span	Initial Reading (Before Adj.),PPB			Final Reading (After Adj.),PPB	
Set Point	Expected Concentration	Analyzer Response	%Dif	Analyzer Response	Slope
Zero	0	-0.10	-	0	-
NO Span	400	399.7	-0.075	400.0	1.005
NO <sub>x</sub> Span	400	399.9	-0.025	400.0	1.008
API Model 200E NO <sub>x</sub> Analyzer Check List					
Test Values	Observed Value	Units	Nominal Range		
RANGE	500	PPB	500 standard		
STABILITY (Zero Gas)	0.1	PPB	< 2 with zero air		
SAMPLE FLOW	504	cc/min	500 ± 50		
OZONE FLOW	78	cc/min	80 ± 15		
PMT	102.9	mV	-20 - 150		
AZERO	93.6	mV	-20 - 150		
HVPS	674	V	420 - 900 constant		
RCELL TEMP	50.0	°C	50 ± 1		
BOX TEMP	29.2	°C	8 - 48		
PMT TEMP	7.1	°C	7 ± 2		
MOLY TEMP	315.4	°C	315 ± 5		
RCELL PRESS	8.5	IN-Hg-A	2 - 10 constant		
SAMPLE PRESS	28.7	IN-Hg-A	25 - 30 constant		
NO Span Conc	400	PPB	20 - 20,000		
NO <sub>x</sub> Span Conc	400	PPB	20 - 20,000		
NO Slope	1.005	-	1.0 ± 0.3		
NO <sub>x</sub> Slope	1.008	-	1.0 ± 0.3		
NO Offset	1.0	mV	-20 to +150		
NO <sub>x</sub> Offset	0.5	mV	-20 to 150		
Stability at Zero	0.1	PPB	< 0.2		
Stability at Span	0.2	PPB	< 2 ppb @ 400 ppb span gas		

Calibrated by :

Adul Dangklom  
(Mr.Adul Dangklom)

Approved by :

Peeradet Detudom  
(Mr.Peera Detudom)



บริษัท เอส.พี.เอส. คอนซัลติ้ง เซอร์วิส จำกัด

S.P.S. CONSULTING SERVICE CO., LTD.

7 ซอยพหลโยธิน 24 ถนนพหลโยธิน แขวงจอมพล เขตจตุจักร กรุงเทพฯ 10900

7 Soi Phaholyothin 24, Phaholyothin Rd., Jompol, Chatuchak, Bangkok 10900

Tel : (662) 939-4370-72 Fax : (662) 513-4221 E-mail : sale@spscon.com, www.spscon.com

CALIBRATION REPORT					
CHEMILUMINESCENT NO / NO <sub>2</sub> / NO <sub>x</sub> ANALYZER					
DATE :	11 March 2025	BRAND :	API	MODEL :	200E
NO.	NOX-R10	SERIAL NO.	1991		
Calibrator (Dilution System)					
Brand : API			Model : 700		
Last Cal. Date : 05 August 2024			Serial No. : 911		
Reference Standard Gas					
Standard Gas : Nitric Oxide (NO)			Cylinder No. : A00726SV		
Certified Date : 05 January 2023		Expired Date : 05 January 2026		Cylinder Conc. : 48.8 ppm	
CALIBRATING CONDITION					
Pressure	1011	mmbar	Temp.	24.5	°C
% RH 50					
CALIBRATION SETTING					
Span	Initial Reading (Before Adj.),PPB			Final Reading (After Adj.),PPB	
Set Point	Expected Concentration	Analyzer Response	%Dif	Analyzer Response	Slope
Zero	0	0.10	-	0	-
NO Span	400	399.9	-0.025	400.0	1.008
NO <sub>x</sub> Span	400	400.1	0.025	400.0	1.011
API Model 200E NO <sub>x</sub> Analyzer Check List					
Test Values	Observed Value	Units	Nominal Range		
RANGE	500	PPB	500 standard		
STABILITY (Zero Gas)	0.1	PPB	< 2 with zero air		
SAMPLE FLOW	511	cc/min	500 ± 50		
OZONE FLOW	79	cc/min	80 ± 15		
PMT	103.3	mV	-20 - 150		
AZERO	94.1	mV	-20 - 150		
HVPS	671	V	420 - 900 constant		
RCELL TEMP	50.3	°C	50 ± 1		
BOX TEMP	29.1	°C	8 - 48		
PMT TEMP	7.0	°C	7 ± 2		
MOLY TEMP	314.8	°C	315 ± 5		
RCELL PRESS	8.4	IN-Hg-A	2 - 10 constant		
SAMPLE PRESS	28.6	IN-Hg-A	25 - 30 constant		
NO Span Conc	400	PPB	20 - 20,000		
NO <sub>x</sub> Span Conc	400	PPB	20 - 20,000		
NO Slope	1.008	-	1.0 ± 0.3		
NO <sub>x</sub> Slope	1.011	-	1.0 ± 0.3		
NO Offset	1.6	mV	-20 to +150		
NO <sub>x</sub> Offset	1.0	mV	-20 to 150		
Stability at Zero	0.1	PPB	< 0.2		
Stability at Span	0.2	PPB	< 2 ppb @ 400 ppb span gas		

Calibrated by :

Adul Dangklom  
(Mr.Adul Dangklom)

Approved by :

Peera Detudom  
(Mr.Peera Detudom)



บริษัท เอส.พี.เอส. คอนซัลติ้ง เซอร์วิส จำกัด  
S.P.S. CONSULTING SERVICE CO., LTD.  
7 ซอยพหลโยธิน 24 ถนนพหลโยธิน แขวงจอมพล เขตจตุจักร กรุงเทพฯ 10900  
7 Soi Phaholyothin 24, Phaholyothin Rd., Jompol, Chatuchak, Bangkok 10900  
Tel : (662) 939-4370-72. Fax : (662) 513-4221. E-mail : sale@spscon.com. www.spscon.com

CALIBRATION REPORT					
SO <sub>2</sub> FLUORESCENT ANALYZER					
DATE :	11 March 2025	BRAND :	API	MODEL :	100E
NO.	SO <sub>2</sub> -R01	SERIAL NO.	3415		
Calibrator (Dilution System)					
Brand	: API			Model	: 700
Last Cal. Date	: 05 August 2024			Serial No.	: 911
Reference Standard Gas					
Standard Gas	: Sulphur Dioxide (SO <sub>2</sub> )			Cylinder No.	: A00814SK
Certified Date	: 21 June 2021	Expired Date	: 21 June 2029	Cylinder Conc.	: 49.8 ppm
CALIBRATING CONDITION					
Pressure	1011	mmbar	Temp.	24.5	°C
% RH	50				
CALIBRATION SETTING					
Span	Initial Reading (Before Adj.),PPB			Final Reading (After Adj.),PPB	
Set Point	Expected Concentration	Analyzer Response	%Dif	Analyzer Response	Slope
Zero	0	-0.10	-	0	-
SO <sub>2</sub> Span	400.0	399.8	-0.050	400.0	1.010
API Model 100E SO <sub>2</sub> Analyzer Check list					
Test Values	Observed Value	Units	Nominal Range		
RANGE	500	PPB	0-500		
SAMPLE PRESS	28.5	in-Hg	25-35		
SAMPLE FLOW	653	cc/min	650 ± 10%		
PMT	103.2	mV	-20-150 with Zero Air		
UV LAMP	3024.9	mV	1000-4900		
STR. LGT	61.5	PPB	<100		
DRK PMT	62.9	mV	-50 - 200		
DRK LMP	57.6	mV	-50 - 200		
HVPS	673	V	550-900 constant		
DCPS	2518	mV	2500 ± 200		
RCELL TEMP	50.1	°C	50 ± 1		
BOX TEMP	29.3	°C	5-40		
PMT TEMP	7.0	°C	7 ± 2.0		
SO <sub>2</sub> Span Conc	400	PPB	20-20,000		
SO <sub>2</sub> Slope	1.010	-	1.0 ± 0.3		
SO <sub>2</sub> Offset	21.9	mV	<250		
Stability at Zero	0.1	PPB	<0.2		
Stability at Span	0.2	PPB	0.5% of reading (above 50 ppb)		

Calibrated by :

Adul Dangklom  
(Mr.Adul Dangklom)

Approved by :

Peera Detudom  
(Mr.Peera Detudom)



บริษัท เอส.พี.เอส. คอนซัลติ้ง เซอร์วิส จำกัด  
S.P.S. CONSULTING SERVICE CO., LTD.  
7 ซอยพหลโยธิน 24 ถนนพหลโยธิน แขวงจอมพล เขตจตุจักร กรุงเทพฯ 10900  
7 Soi Phaholyothin 24, Phaholyothin Rd., Jompol, Chatuchak, Bangkok 10900  
Tel : (662) 939-4370-72, Fax : (662) 513-4221, E-mail : sale@spscon.com, www.spscon.com

CALIBRATION REPORT					
SO <sub>2</sub> FLUORESCENT ANALYZER					
DATE :	11 March 2025	BRAND :	API	MODEL :	100E
NO.	SO <sub>2</sub> -R03			SERIAL NO.	3488
Calibrator (Dilution System)					
Brand	: API			Model	: 700
Last Cal. Date	: 05 August 2024			Serial No.	: 911
Reference Standard Gas					
Standard Gas	: Sulphur Dioxide (SO <sub>2</sub> )			Cylinder No.	: A00814SK
Certified Date	: 21 June 2021	Expired Date	: 21 June 2029	Cylinder Conc.	: 49.8 ppm
CALIBRATING CONDITION					
Pressure	1011	mmbar	Temp.	24.5	°C
			% RH	50	
CALIBRATION SETTING					
Span	Initial Reading (Before Adj.),PPB			Final Reading (After Adj.),PPB	
Set Point	Expected Concentration	Analyzer Response	%Dif	Analyzer Response	Slope
Zero	0	0.11	-	0	-
SO <sub>2</sub> Span	400.0	400.2	0.050	400.0	1.013
API Model 100E SO <sub>2</sub> Analyzer Check list					
Test Values	Observed Value	Units	Nominal Range		
RANGE	500	PPB	0-500		
SAMPLE PRESS	28.6	in-Hg	25-35		
SAMPLE FLOW	655	cc/min	650 ± 10%		
PMT	103.3	mV	-20-150 with Zero Air		
UV LAMP	3033.6	mV	1000-4900		
STR. LGT	61.7	PPB	<100		
DRK PMT	63.1	mV	-50 - 200		
DRK LMP	57.9	mV	-50 - 200		
HVPS	670	V	550-900 constant		
DCPS	2524	mV	2500 ± 200		
RCELL TEMP	50.2	°C	50 ± 1		
BOX TEMP	29.1	°C	5-40		
PMT TEMP	7.4	°C	7 ± 2.0		
SO <sub>2</sub> Span Conc	400	PPB	20-20,000		
SO <sub>2</sub> Slope	1.013	-	1.0 ± 0.3		
SO <sub>2</sub> Offset	22.1	mV	<250		
Stability at Zero	0.1	PPB	<0.2		
Stability at Span	0.2	PPB	0.5% of reading (above 50 ppb)		

Calibrated by :

Adul Dangklom  
(Mr.Adul Dangklom)

Approved by :

Peera Detudom  
(Mr.Peera Detudom)



บริษัท เอส.พี.เอส. คอนซัลติ้ง เซอร์วิส จำกัด  
S.P.S. CONSULTING SERVICE CO., LTD.  
7 ซอยพหลโยธิน 24 ถนนพหลโยธิน แขวงจอมพล เขตจตุจักร กรุงเทพฯ 10900  
7 Soi Phaholyothin 24, Phaholyothin Rd., Jompol, Chatuchak, Bangkok 10900  
Tel : (662) 939-4370-72. Fax : (662) 513-4221. E-mail : sale@spscon.com. www.spscon.com

CALIBRATION REPORT					
SO <sub>2</sub> FLUORESCENT ANALYZER					
DATE :	11 March 2025	BRAND :	TELEDYNE	MODEL :	100E
NO.	SO <sub>2</sub> -R10	SERIAL NO.	TRS1065		
Calibrator (Dilution System)					
Brand	: API			Model	: 700
Last Cal. Date	: 05 August 2024			Serial No.	: 911
Reference Standard Gas					
Standard Gas	: Sulphur Dioxide (SO <sub>2</sub> )			Cylinder No.	: A00814SK
Certified Date	: 21 June 2021	Expired Date	: 21 June 2029	Cylinder Conc.	: 49.8 ppm
CALIBRATING CONDITION					
Pressure	1011	mmbar	Temp.	24.5	°C
% RH	50				
CALIBRATION SETTING					
Span	Initial Reading (Before Adj.),PPB			Final Reading (After Adj.),PPB	
Set Point	Expected Concentration	Analyzer Response	%Dif	Analyzer Response	Slope
Zero	0	0.10	-	0	-
SO <sub>2</sub> Span	400.0	399.7	-0.075	400.0	1.008
API Model 100E SO <sub>2</sub> Analyzer Check list					
Test Values	Observed Value	Units	Nominal Range		
RANGE	500	PPB	0-500		
SAMPLE PRESS	28.7	in-Hg	25-35		
SAMPLE FLOW	654	cc/min	650 ± 10%		
PMT	103.1	mV	-20-150 with Zero Air		
UV LAMP	3017.8	mV	1000-4900		
STR. LGT	61.9	PPB	<100		
DRK PMT	63.3	mV	-50 - 200		
DRK LMP	58.1	mV	-50 - 200		
HVPS	674	V	550-900 constant		
DCPS	2527	mV	2500 ± 200		
RCELL TEMP	50.4	°C	50 ± 1		
BOX TEMP	29.2	°C	5-40		
PMT TEMP	7.1	°C	7 ± 2.0		
SO <sub>2</sub> Span Conc	400	PPB	20-20,000		
SO <sub>2</sub> Slope	1.008	-	1.0 ± 0.3		
SO <sub>2</sub> Offset	22.0	mV	<250		
Stability at Zero	0.1	PPB	<0.2		
Stability at Span	0.2	PPB	0.5% of reading (above 50 ppb)		

Calibrated by :

Adul Dangklom  
(Mr.Adul Dangklom)

Approved by :

Peera Detudom  
(Mr.Peera Detudom)





CERTIFICATE No : 25M2254

REFERENCE No : 76365-1

PAGE : 1 OF 2

## Certificate of Calibration

**EQUIPMENT** : DIGITAL BALANCE

**MANUFACTURER** : METTLER TOLEDO

**MODEL** : XS105DU

**SERIAL No** : 1126422905

**ID No** : BA05/50

**CONDITION AS RECEIVED** : USED ITEM

**SUBMITTED BY** : S.P.S. CONSULTING SERVICE CO., LTD.  
7 SOI PHAHOLYOTHIN 24, PHAHOLYOTHIN RD.,  
JOMPOL, CHATUCHAK, BANGKOK 10900

**CALIBRATED BY** : ATSAWIN Y.

**CALIBRATION DATE** : 07-Mar-25

**APPROVED BY** :   
PONGSAK J.

**ISSUED DATE** : 13-Mar-25

**RECEIVED DATE** : 07-Mar-25

THIS CERTIFICATE MAY NOT BE REPRODUCED OTHER THAN IN FULL EXCEPT WITH THE PRIOR WRITTEN APPROVAL OF  
QUALITY CALIBRATION CO., LTD.







CERTIFICATE No : 25M2254

PAGE : 2 OF 2

## Calibration Report

EQUIPMENT : DIGITAL BALANCE MODEL : XS105DU  
MANUFACTURER : METTLER TOLEDO S/N : 1126422905  
ID No : BA05/50 RECEIVED DATE : 07-Mar-25  
AIR PRESSURE : 1009mbar  $\pm$  1mbar CALIBRATION DATE : 07-Mar-25  
AMBIENT TEMPERATURE : 24°C  $\pm$  1°C RELATIVE HUMIDITY : 54 %RH  $\pm$  10 % RH

### CONDITION OF THIS RESULTS OF CALIBRATION

1. THIS INSTRUMENT WAS CALIBRATED BY ACCORDING TO UKAS LAB 14 EDITION 6:2019 BY USING KNOWN WEIGHT STANDARD WEIGHT. THE BALANCE WAS NOT ADJUSTED BEFORE CALIBRATION. THE BALANCE HAS NO ZERO TRACKING FUNCTION. REPEATABILITY WAS MEASURED BY USING 10 REPEATED MEASUREMENTS. LINEARITY WAS MEASURED COVERING 10 POINTS, EVENLY SPREAD OVER THE RANGE. THE INSTRUMENT WAS SET ZERO BEFORE PERFORMING THE LINEARITY TEST. OFF-CENTER LOADING WAS MEASURED BY USING STANDARD WEIGHTS PLACED ON THE PAN AND MOVED TO VARIOUS POSITIONS ON THE PAN.

### 2. REFERENCE STANDARD INSTRUMENTS :-

INSTRUMENT	MODEL	SERIAL No	CERTIFICATE No	DUE DATE
1) STANDARD WEIGHT SET	E2	QK-I-151	C02250116	28-Jan-27
2) STANDARD WEIGHT	E2	15843	C02250117	29-Jan-27

3. THE CERTIFICATE IS VALID FOR THE ITEM CALIBRATED AS SHOWN ON THE DATE AND PLACE OF CALIBRATION ONLY.

4. THIS RESULT EXCLUDE LONG TERM STABILITY OF THE UNIT UNDER CALIBRATION.

5. THIS CERTIFICATE IS TRACEABLE TO THE INTERNATIONAL SYSTEM OF UNIT MAINTAINED AT:-

- NATIONAL INSTITUTE OF METROLOGY (THAILAND)

### RESULT OF CALIBRATION :- WITHOUT ADJUSTMENT

1. ZERO SETTING FUNCTION : NORMAL

2. TARE FUNCTION : NORMAL

3. REPEATABILITY OF READING AT 120 g WAS 0.000055 g

4. DEPARTURE FROM NOMINAL VALUE/ LINEARITY

NOMINAL VALUE (g)	BALANCE READING (g)	CORRECTION (g)	UNCERTAINTY ( $\pm$ g)
0.00	0.00000	0.00000	0.000065
0.02	0.01999	0.00001	0.000065
0.10	0.10001	-0.00001	0.000066
0.20	0.20001	-0.00001	0.000066
0.50	0.50002	-0.00002	0.000065
1.00	1.00003	-0.00003	0.000066
2.00	2.00001	-0.00001	0.000067
5.00	5.00002	-0.00002	0.000068
10.00	10.00000	0.00000	0.000070
20.00	20.00004	-0.00004	0.000078
50.00	50.00000	0.00000	0.00013
100.00	100.0001	-0.0001	0.00019
120.00	120.0002	-0.0002	0.00022

### 5. OFF CENTER LOADING ERROR



POINT	READING (g)
1	50.0000
2	50.0000
3	50.0000
4	50.0000
5	50.0000
OFF-CENTER LOADING	0.0000

NOTE: THIS CALIBRATION WAS CARRIED OUT AT THE CUSTOMER'S PLACE AT LABORATORY AREA  
THE REPORTED UNCERTAINTY OF MEASUREMENT WAS BASED ON A STANDARD UNCERTAINTY MULTIPLIED BY A COVERAGE FACTOR  $k=2$ , PROVIDING A LEVEL OF CONFIDENCE APPROXIMATELY 95%.

END OF CALIBRATION REPORT



เอกสารสอบเทียบเครื่องมือการตรวจวัดคุณภาพอากาศจากแหล่งกำเนิด



## CERTIFICATE OF CALIBRATION FOR

NOMENCLATURE : VACUUM GAUGE  
MANUFACTURER : HI-LIGHT  
MODEL / TYPE : N/A  
SERIAL NO. : N/A[64-220066-2]  
CLID. NO. : 212201113  
JOB CONTROL NO. : 240730078440  
CALIBRATION SERVICE : ☒ IN-LABORATORY ☐ ON-SITE

CUSTOMER : S.P.S. CONSULTING SERVICE CO., LTD.  
7 SOI PHAHOLYOTHIN 24 ROAD., JOMPOL,  
CHATUCHAK, BANGKOK 10900

DATE OF RECEIVED : 30 July 2024

DATE OF ISSUED : 02 August 2024

The report of calibration shall not be reproduced except in full without approval of the Calibration Laboratory Co., Ltd.

Calibrated By : Sittipong Pimdee  
Calibration Engineer

Approved By : Mongkol Yotsoontorn  
Authorized Signatory  
02 August 2024



This Calibration Certificate documents the traceability to national standards, which realize the units of measurement according to the International System of Units (SI)

Certificate No. Q24078440

F3-011-05/12-23

page 1 of 3



@clccalibration

## REPORT OF CALIBRATION

### FOR

NOMENCLATURE	:	VACUUM GAUGE
MANUFACTURER	:	HI-LIGHT
MODEL / TYPE	:	N/A
SERIAL NO.	:	N/A[64-220066-2]
DATE OF CALIBRATION	:	31 July 2024
DUE DATE OF CALIBRATION	:	31 July 2025

---

#### ENVIRONMENT CONDITIONS :

Temperature :  $(23 \pm 2) ^\circ\text{C}$

Relative Humidity :  $(55 \pm 10) \% \text{RH}$

#### PROCEDURE USED :

This instrument was calibrated under procedure No. **CLC-CPPP-05** according to **DKD-R 6-1** as calibration guidelines.

The calibration was performed by direct measurement with Document Process Calibrator and Pressure Module which maintained by the Calibration Laboratory Co., Ltd.

#### REFERENCE STANDARD USED :

Document Process Calibrator, Fluke Model 741B S/N. 8295020 with Pressure Module Model 700PD5 S/N. 89404505.

#### TRACEABILITY :

The measurements are traceable to International System of Units (SI), through National Institute of Metrology (Thailand).  
Certificate No. MP-0040-24, Due Date 08 February 2025.

#### UNCERTAINTY :

The reported uncertainty is based on a standard uncertainty multiplied by coverage factor of  $k = 2$ . It has been evaluated according to the "Calibration of Pressure Gauges (DKD-R 6-1)" which provides a level of confidence approximately 95%.

Certificate No. Q24078440

F3-011-05/12-23

page 2 of 3



**CONDITION OF CALIBRATION ITEM : RECEIVED IN GOOD OPERATIONAL CONDITION**

**MEASUREMENT RESULTS : ( X ) without adjustment ( ) adjustment**

The DUC was exercised by applying a known pressure from its zero to full scale 1 times. Then 2 series of known gauge pressure were applied. The STD reading were recorded and the means value were reported in the table below.

## CALIBRATION DATA

### **CORRECTION OF PRESSURE**

DUC Test point ( inHg )	STD Reading ( kPa )		Conversion to inHg		Correction ( inHg )	
	Up	Down	Up	Down	Up	Down
0	0.000	0.000	0.0	0.0	0.0	0.0
-5	-16.591	-16.930	-4.9	-5.0	+0.1	0.0
-10	-33.521	-33.521	-9.9	-9.9	+0.1	+0.1
-15	-50.113	-50.113	-14.8	-14.8	+0.2	+0.2
-20	-66.704	-67.043	-19.7	-19.8	+0.3	+0.2
-25	-83.634	-83.973	-24.7	-24.8	+0.3	+0.2
-30	-100.564	-100.564	-29.7	-29.7	+0.3	+0.3

Uncertainty of measurement  $\pm 0.2$  inHg

Transmitting fluid : Air.

Technical Note. Conversion factor 1 kPa ; 0.2953003 inHg

Note. The Scope of Accredited ANAB Certificate No. ACDM-2814 Version 012 Page 43 of 67

**This report is valid for the above stated instrument/s only.**

**### End of Certificate ###**

Certificate No. Q24078440

F3-011-05/12-23

page 3 of 3





บริษัท เอส.พี.เอส. คอนซัลติ้ง เซอร์วิส จำกัด  
S.P.S. CONSULTING SERVICE CO., LTD.  
7 ซอยพหลโยธิน 24 ถนนพหลโยธิน แขวงจอมพล เขตจตุจักร กรุงเทพฯ 10900  
7 Soi Phaholyothin 24, Phaholyothin Rd., Jompol, Chatuchak, Bangkok 10900  
Tel : (662) 939-4370-72, Fax : (662) 513-4221, E-mail : sale@spscon.com, www.spscon.com

Calibration Report					
Non-Dispersive Infrared CO Analyzer					
Date :	06 March 2025	Brand :	API	Model :	300E
No.	CO-R01			Serial No.	704
Calibrator (Dilution System)					
Brand : Teledyne			Model : 700E		
Last Cal. Date : 28 October 2024			Serial No. : 201-S		
Reference Standard Gas					
Standard Gas : Carbon Monoxide (CO)			Cylinder No. : D711839		
Certified Date : 14 March 2024		Expired Date : 14 March 2032		Cylinder Conc. : 4,580 ppm	
Calibrating Condition					
Pressure : 1011 mmbar		Temp. : 24.5 °C		% RH : 50	
Calibration Setting					
Span	Initial Reading (Before Adj.), PPM			Final Reading (After Adj.), PPM	
Set Point	Expected Concentration	Analyzer Response		%Dif	
Zero	0	-0.10		-	
CO Span	40.00	39.98		-0.050	
API Model 300E CO Analyzer Check List					
Parameter	Observed Value	Units	Nominal Range		
Range	50	PPM	0-1000 ppm		
Stability	0.10	PPM	< 1 ppm With Zero Air		
CO Measure	4016.4	mV	2500-4800 mV		
CO Reference	3947.2	mV	2500-4800 mV		
Measure/Reference Ratio	1.180	-	1.1-1.3 W/Zero Air		
Sample Pressure	28.7	In-Hg-A	~2" < Ambient Absolute Pressure		
Sample Flow	807	CC/Min	800 ± 10%		
Sample Temperature	48.2	°C	48 ± 4		
Bench Temperature	48.0	°C	48 ± 2		
Wheel Temperature	68.5	°C	68 ± 2		
Box Temperature	30.9	°C	Ambient Temp + 7 ± 10		
Photo-Drive	3033.1	mV	250 mV to 4750 mV		
Slope	1.018	-	1.0 ± 0.3		
Offset	0.2	-	0 ± 0.3		

Calibrated by : Adul Dangklom  
(Mr.Adul Dangklom)

Approved by : Peera Detudom  
(Mr. Peera Detudom)





บริษัท เอส.พี.เอส. คอนซัลติ้ง เซอร์วิส จำกัด

S.P.S. CONSULTING SERVICE CO., LTD.

7 ซอยพหลโยธิน 24 ถนนพหลโยธิน แขวงจอมพล เขตจตุจักร กรุงเทพฯ 10900

7 Soi Phaholyothin 24, Phaholyothin Rd., Jompol, Chatuchak, Bangkok 10900

Tel : (662) 939-4370-72, Fax : (662) 513-4221, E-mail : sale@spscon.com, www.spscon.com

### Personal Pump Calibration Report

Calibration Method : Dry Cal Primary Flowmeter

Model : Defender 510-H

S/N : 136833

#### Environmental Conditions

Temperature : 25  $\pm$  3  $^{\circ}$ C  
Pressure : 1010  $\pm$  15 mmbar

Personal Pump Data				Calibration Data								
No.	Brand	Model	Serial No.	Date	Flow Rate (mL/min)						Value From Calibration Curve	
					Setting			Actual (Q std.)				
					1	2	3	1	2	3	y	R <sup>2</sup>
R01	SKC	224-PCXR4	602467	06/01/2025	1,000	1,500	2,000	996	1,508	2,002	1.011x - 20.041	0.999
R02	SKC	224-PCXR4	626450	03/01/2025	1,000	2,000	3,000	1,001	1,502	1,999	1.008x - 15.192	0.999
R03	SKC	224-PCXR4	691592	06/01/2025	1,000	1,500	2,000	1,002	1,501	2,003	1.002x - 1.783	1.000
R04	SKC	224-PCXR4	691672	06/01/2025	1,000	1,500	2,000	999	1,499	2,007	1.007x - 10.290	1.000
R05	SKC	224-PCXR4	798470	06/01/2025	1,000	1,500	2,000	1,003	1,502	2,004	1.006x - 13.257	0.999
R06	SKC	224-PCXR4	798456	03/01/2025	1,000	1,500	2,000	1,004	1,509	2,008	1.007x - 7.980	1.000
R07	SKC	224-PCXR4	798480	07/01/2025	1,000	1,500	2,000	998	1,511	2,016	1.018x - 26.801	0.999
R08	SKC	224-PCXR4	883215	07/01/2025	1,000	1,500	2,000	994	1,510	2,011	1.016x - 24.787	0.999
R09	SKC	224-PCXR4	034650	03/01/2025	1,000	1,500	2,000	1,002	1,498	2,003	1.004x - 5.905	1.000
R10	SKC	224-PCXR4	091765	03/01/2025	1,000	1,500	2,000	1,005	1,504	2,007	1.013x - 21.216	1.000
R11	SKC	224-PCXR4	091763	03/01/2025	1,000	1,500	2,000	1,003	1,503	2,009	1.017x - 27.421	0.999
R12	SKC	224-PCXR4	091568	03/01/2025	1,000	1,500	2,000	1,001	1,497	2,011	1.008x - 9.043	1.000
R13	SKC	224-PCXR4	091638	07/01/2025	1,000	1,500	2,000	1,002	1,506	2,006	1.010x - 17.347	0.999
R14	SKC	224-PCXR4	091764	07/01/2025	1,000	1,500	2,000	995	1,509	2,009	1.016x - 27.121	0.999
R15	SKC	224-PCXR8	529457	03/01/2025	1,000	1,500	2,000	1,000	1,506	1,998	0.998x + 6.229	1.000
R16	SKC	224-PCXR8	529643	03/01/2025	1,000	1,500	2,000	993	1,504	2,003	1.011x - 20.809	1.000
R17	SKC	224-PCXR8	529645	03/01/2025	1,000	1,500	2,000	1,003	1,503	2,008	1.009x - 12.157	1.000
R18	SKC	224-PCXR8	566756	03/01/2025	1,000	1,500	2,000	996	1,495	2,001	0.998x - 1.251	1.000
R19	SKC	224-PCXR8	566802	03/01/2025	1,000	1,500	2,000	999	1,498	1,999	1.003x - 10.418	1.000
R20	SKC	224-PCXR8	529089	07/01/2025	1,000	1,500	2,000	994	1,502	1,996	1.000x - 2.818	1.000
R21	SKC	224-PCXR8	665728	07/01/2025	1,000	1,500	2,000	999	1,507	2,004	1.008x + 14.204	1.000
R22	SKC	224-PCXR8	707444	07/01/2025	1,000	1,500	2,000	997	1,496	1,997	1.008x - 17.894	1.000
R23	SKC	224-PCXR8	761067	03/01/2025	1,000	1,500	2,000	1,005	1,503	2,011	1.007x - 10.071	0.999
R24	SKC	224-PCXR8	707893	06/01/2025	1,000	1,500	2,000	995	1,506	2,008	1.014x - 21.584	1.000
R25	SKC	224-PCXR8	761052	06/01/2025	1,000	1,500	2,000	999	1,494	2,012	1.010x - 15.128	1.000
R26	SKC	224-PCXR8	707956	06/01/2025	1,000	1,500	2,000	998	1,503	1,998	1.000x - 1.995	1.000
R27	SKC	224-PCXR8	707398	06/01/2025	1,000	1,500	2,000	997	1,506	1,999	1.008x - 16.975	0.999
R28	SKC	224-PCXR8	707481	03/01/2025	1,000	1,500	2,000	1,000	1,508	2,006	1.004x - 8.483	0.999
R29	SKC	224-PCXR8	707402	03/01/2025	1,000	1,500	2,000	999	1,506	2,005	1.009x - 15.919	1.000
R30	SKC	224-PCXR8	093811	03/01/2025	1,000	1,500	2,000	997	1,511	2,001	1.004x - 7.380	1.000
R31	SKC	224-PCXR8	093183	03/01/2025	1,000	1,500	2,000	998	1,506	1,998	1.001x - 4.701	1.000
R32	SKC	224-PCXR8	671950	07/01/2025	1,000	1,500	2,000	1,004	1,499	2,009	1.005x - 8.811	1.000
R33	SKC	224-PCXR4	626254	07/01/2025	1,000	1,500	2,000	1,003	1,504	2,010	1.008x - 11.562	1.000
R34	SKC	224-PCXR4	626131	07/01/2025	1,000	1,500	2,000	997	1,508	2,003	1.006x - 10.490	1.000
R35	SKC	224-PCXR8	707460	06/01/2025	1,000	1,500	2,000	996	1,504	1,997	1.004x - 13.077	0.999
R36	SKC	224-PCXR8	707446	06/01/2025	1,000	1,500	2,000	1,004	1,498	2,002	0.996x + 5.501	1.000
R37	SKC	224-PCXR8	707432	03/01/2025	1,000	1,500	2,000	995	1,496	2,001	1.007x - 12.737	1.000
R38	SKC	224-PCXR8	707349	03/01/2025	1,000	1,500	2,000	994	1,495	1,998	1.002x - 5.061	1.000
R39	SKC	224-PCXR8	761095	03/01/2025	1,000	1,500	2,000	998	1,504	2,010	1.013x - 18.994	1.000

Calibrated by :

Adul Dangklom  
(Mr. Adul Dangklom)

Approved by :

Peera Detudom  
(Mr. Peera Detudom)





บริษัท เอส.พี.เอส. คอนซัลติ้ง เซอร์วิส จำกัด

S.P.S. CONSULTING SERVICE CO., LTD.

7 ซอยพหลโยธิน 24 ถนนพหลโยธิน แขวงจอมพล เขตจตุจักร กรุงเทพฯ 10900

7 Soi Phaholyothin 24, Phaholyothin Rd., Jompol, Chatuchak, Bangkok 10900

Tel : (662) 939-4370-72, Fax : (662) 513-4221, E-mail : sale@spscon.com., www.spscon.com

Personal Pump Calibration Report

Calibration Method : Dry Cal Primary Flowmeter

Model : Defender 510-H

S/N : 136833

Environmental Conditions

Temperature : 25  $\pm$  3  $^{\circ}$ C  
Pressure : 1010  $\pm$  15 mmbar

Personal Pump Data				Calibration Data								
No.	Brand	Model	Serial No.	Date	Flow Rate (ml/min)						Value From Calibration Curve	
					Setting			Actual (Q std.)				
					1	2	3	1	2	3	y	R <sup>2</sup>
R40	SKC	224-PCXR4	612753	06/01/2025	1,000	1,500	2,000	1,003	1,498	1,994	1.002x – 7.656	0.999
R41	SKC	224-PCXR4	626140	03/01/2025	1,000	1,500	2,000	998	1,493	2,010	1.010x - 14.928	1.000
R42	SKC	224-PCXR4	626463	07/01/2025	1,000	1,500	2,000	1,006	1,497	1,997	0.995x + 6.724	1.000
R43	SKC	224-PCXR4	626129	03/01/2025	1,000	1,500	2,000	997	1,506	1,998	1.009x – 17.135	0.999
R44	SKC	224-PCXR4	602753	06/01/2025	1,000	1,500	2,000	1,005	1,505	2,007	1.008x - 10.474	1.000
R45	SKC	224-PCXR4	626137	07/01/2025	1,000	1,500	2,000	998	1,503	1,999	1.000x – 1.915	1.000

Calibrated by :

Adul Dangklom  
(Mr. Adul Dangklom)

Approved by :

(Mr. Peera Detudom)



บริษัท เอส.พี.เอส. คอนซัลติ้ง เซอร์วิส จำกัด  
**S.P.S. CONSULTING SERVICE CO., LTD.**  
 7 ซอยพหลโยธิน 24 ถนนพหลโยธิน แขวงจอมพล เขตจตุจักร กรุงเทพฯ 10900  
 7 Soi Phaholyothin 24, Phaholyothin Rd., Jompol, Chaluchak, Bangkok 10900  
 Tel : (662) 939-4370-72, Fax : (662) 513-4221, E-mail : sale@spscn.com, www.spscn.com

Rotameter Calibration Report (For Personal Pump High Flow Adjust)

Calibration Method : Dry Cal Primary Flowmeter

Model : Defender 510-H

S/N : 136164

Calibration Data

Rotameter Data			Calibration Data								
No.	Brand	Model	Date	Flow Rate (mL/min)						Value From Calibration Curve	
				Flow Rate (Reading)			Actual (Q std.)				
				1	2	3	1	2	3	y	R <sup>2</sup>
H-R01	Dwyer	VFB-65	07/01/2025	500	1,000	2,000	502.9	997.5	1992.8	1.000x - 0.381	0.999
H-R02	Dwyer	VFB-65	06/01/2025	500	1,000	2,000	500.6	1001.4	1998.5	1.001x - 0.360	1.000
H-R03	Dwyer	VFB-65	03/01/2025	500	1,000	2,000	502.8	998.3	2002.4	0.998x + 2.822	1.000
H-R04	Dwyer	VFB-65	03/01/2025	500	1,000	2,000	498.4	998.1	2007.2	0.997x + 3.508	1.000
H-R05	Dwyer	VFB-65	07/01/2025	500	1,000	2,000	500.8	995.2	1996.6	1.001x - 2.464	1.000
H-R06	Dwyer	VFB-65	03/01/2025	500	1,000	2,000	502.0	997.4	1995.1	1.002x - 2.873	0.999

Calibrated by :

Adul Dangklom  
 (Mr. Adul Dangklom)

Approved by :

Peera Detudom  
 (Mr. Peera Detudom)



บริษัท เอส.พี.เอส. คอนซัลติ้ง เซอร์วิส จำกัด

S.P.S. CONSULTING SERVICE CO., LTD.

7 ซอยพหลโยธิน 24 ถนนพหลโยธิน แขวงจอมพล เขตจตุจักร กรุงเทพฯ 10900

7 Soi Phaholyothin 24, Phaholyothin Rd., Jompol, Chatuchak, Bangkok 10900

Tel : (662) 939-4370-72, Fax : (662) 513-4221, E-mail : sale@spscon.com, www.spscon.com

Calibration Report Total Hydrocarbon Analyzer			
Date : 05 March 2025		Brand : HORIBA	Model : APHA-370
No. R01		Serial No. WDDDN38N	
Calibrator (Dilution System)			
Brand : Teledyne		Model : 700	
Last Cal. Date : 29 October 2024		Serial No. : 421	
Reference Standard Gas			
Standard Gas : Methane (CH <sub>4</sub> )		Cylinder No. : D612165	
Certified Date : 25 February 2023		Cylinder Conc. : 453 ppm	
Calibrating Condition			
Pressure 1011 mmbar		Temp. 24.5 °C	% RH 50
Start Time : 10:00 AM			
Pre-Calibration Checks			
Change Particulate Filter Yes		Station Temp : 25.0 °C	
Leak Test Yes			
Calibration Setting			
Span Set Point	Initial Reading (Before Adj)		Final Reading (After Adj)
	Expected Concentration (PPM)	Analyzer Response (PPM)	Analyzer Response (PPM)
Zero	0	-0.10	0
Span	10	10.02	10
Calibration Setting (Final)			
Span Instrument Gain: 0.999		Finish Time: 11:00 AM	
APHA-360 Total Hydrocarbon Analyzer			
Test Values	Observed Value	Units	Nominal Range
Signal (CH <sub>4</sub> )	911.5	mV	800-1,350
Signal (THC)	916.7	mV	800-1,350
Detector	78.2	kPa	((Pressure Air/1013)x100)-20 ± 4 kPa
Purifier	19.3	kPa	8 - 25
NMC	258.4	°C	260 ± 10
Bypass	0.9	L / min	0.9 ± 0.3
Over Flow	0.8	L / Min	0.8

Calibrated by : Adul Dangklon  
(Mr. Adul Dangklon)

Approved by : Peera Detudom  
(Mr. Peera Detudom)

**Cert. No. : SP24020**

**Pages 1 of 3**

## Calibration Certificate

**Equipment :** UV-VIS SPECTROPHOTOMETER  
**Manufacturer :** PERKINELMER  
**Model :** LAMBDA 25  
**Serial No.:** 501S14123010  
**ID No.:** SP03/58  
**Calibration Mode :** WAVELENGTH ACCURACY  
PHOTOMETRIC ACCURACY

**Condition As Found :** GOOD

**Customer :** S.P.S. CONSULTING SERVICE CO., LTD.  
7 SOI PHAHOLYOTHIN 24, PHAHOLYOTHIN ROAD,  
CHOMPHON, CHATUCHAK,  
BANGKOK 10900, THAILAND.

**Location :** WET CHEMISTRY LABORATORY IV

**Ambient Temperature :** ( 28.1 ± 5 ) °C  
**Relative Humidity :** ( 47.2 ± 25 ) %

**Received Date :** 27 AUGUST 2024  
**Calibration Date :** 27 AUGUST 2024  
**Date of Issue :** 27 AUGUST 2024

**Calibrated by :**

Nathakorn Pisutpaisan

**Approved by :**

  
( Thanakul Petchurai )



# SITHIPORN ASSOCIATES CO., LTD.

## CALIBRATION LABORATORY

451-451/1 Sirinthorn Road, Banglumru, Bangplud, Bangkok, 10700 Thailand  
Tel. +66 2433 8331 Email : calibration@sithiporn.com

SITHIPORN  
associates



Cert. No. : SP24020

Job No. : VC67SP0013

Pages : 2 of 3

### Calibration Method :

This instrument was calibrated by using on-site calibration procedure In-house method : CP-SP-01

The calibration procedure to direct measurement wavelength accuracy by using wavelength standard solution, Photometric accuracy by using absorbance standard filter and absorbance standard solution

The calibration procedure used was based on ASTM E275-01, ASTM E925-02

### Condition of this result of calibration :

#### 1. Certified reference materials

Material	Ref. type	Cell serial No.	Cert. No.	Due Date
Holmium liquid	RM-HL	29706	106864	01/11/2024
Didymium liquid	RM-DL	28912	106905	02/11/2024
Neutral density filter	RM-1N2N3N	13877	106918	03/11/2024
Potassium dichromate solutions	RM-0204060810	14204	106902	02/11/2024
Potassium Iodide solution	-	KI-0701-001	CI-0185-24	14/05/2026

2. This result of calibration was found accurate as shown on date and place of calibration only.

3. This certificate is traceable to the international system of unit maintained at :

3.1 The UK National Physical Laboratory (NPL)

3.2 The National Institute of Standards and Technology, NIST.

### Result of calibration : Wavelength Accuracy

(Without adjustment)

Material	Certified Values of Reference Material (nm)	UUC* Reading (nm)	Error (nm)	Uncertainty ± (nm)	k Factor
RM-HL	278.13	278.3	0.17	0.16	2.00
	361.25	361.4	0.15	0.16	2.00
	467.82	467.7	-0.12	0.16	2.00
	536.56	536.5	-0.06	0.16	2.00
	640.50	640.4	-0.10	0.16	2.00
RM-DL	740.09	739.9	-0.19	0.16	2.00
	864.94	865.2	0.26	0.16	2.00

UUC\* = Unit Under Calibration

*G. Petch*

# SITHIPORN ASSOCIATES CO., LTD.

## CALIBRATION LABORATORY

451-451/1 Sirinthorn Road, Bangbunru, Bangplud, Bangkok, 10700 Thailand  
Tel. +66 2433 8331 Email : calibration@sithiporn.com

SITHIPORN  
associates



Cert. No. : SP24020

Job No. : VC67SP0013

Pages : 3 of 3

### Result of calibration : Photometric Accuracy

(Without adjustment)

Material	Wavelength (nm)	Filter S/N	Nominal Absorbance (A)	Certified Absorbance (A)	UUC* Reading Absorbance (A)	Error (A)	Uncertainty ± (A)	k Factor
Neutral Density glass filter	440.0	29360	1.0	1.0517	1.0550	0.0033	0.0029	2.00
		29914	0.7	0.7445	0.7460	0.0015	0.0029	2.00
		29381	0.5	0.5416	0.5431	0.0015	0.0030	2.00
	546.1	29360	1.0	0.9821	0.9820	-0.0001	0.0028	2.00
		29914	0.7	0.6961	0.6958	-0.0003	0.0028	2.00
		29381	0.5	0.5073	0.5080	0.0007	0.0029	2.00
	590.0	29360	1.0	1.0222	1.0210	-0.0012	0.0028	2.00
		29914	0.7	0.7237	0.7221	-0.0016	0.0029	2.00
		29381	0.5	0.5361	0.5361	0.0000	0.0031	2.00
	635.0	29360	1.0	0.9753	0.9745	-0.0008	0.0028	2.00
		29914	0.7	0.6910	0.6900	-0.0010	0.0029	2.00
		29381	0.5	0.5211	0.5210	-0.0001	0.0032	2.00
Material	Wavelength (nm)	Solution (mg/l)	Certified Absorbance (A)	UUC* Reading Absorbance (A)	Error (A)	Uncertainty ± (A)	k Factor	
RM-0204060810	235.0	20	0.2422	0.2418	-0.0004	0.0101	2.00	
		40	0.4866	0.4852	-0.0014	0.0115	2.00	
		60	0.7414	0.7389	-0.0025	0.0067	2.00	
		80	0.9858	0.9842	-0.0016	0.0093	2.00	
		100	1.2442	1.2414	-0.0028	0.0086	2.00	

UUC\* = Unit Under Calibration

Condition of this result of calibration : Spectrophotometer PERKINELMER Model Lambda 25 S/N 501S14123010

Resolution of Wavelength Mode 0.1 nm

Resolution of Photometric Mode 0.0001 A

Parameter Setting

Measurement Mode Wavelength, Absorbance

Wavelength Scan 1100 nm-190 nm

Scanning Speed 7.5 nm/min

Data Pitch 0.1 nm

Band width(Wavelength) 1.0 nm

Band width(Vis) 1.0 nm

Band width(Uv) 1.0 nm

Stray Light\*\* UUC\* Reading at 220 nm

Transmission T(%)	Absorbance(A)
0.0117	3.8659

\*\*Specific Acceptance :

Transmission  $\leq$  1.0 T(%), Absorbance  $\geq$  2.0 A

\*\*Stray light not TISI Accredited

The reported uncertainty is based on a standard uncertainty multiplied by a coverage factor  $k$ , providing a level of confidence of approximately 95%

End of Calibration Certificate

*T. Ketch*

## CERTIFICATE OF CALIBRATION

### FOR

NOMENCLATURE : HUMIDITY/TEMPERATURE DATA LOGGER  
MANUFACTURER : HTI  
MODEL / TYPE : HT-2000  
SERIAL NO. : 2021020002301  
CLID. NO. : 232202170  
JOB CONTROL NO. : 240701067477  
CALIBRATION SERVICE : ☒ IN-LABORATORY ☐ ON-SITE

CUSTOMER : S.P.S. CONSULTING SERVICE CO., LTD.  
7 SOI PHAHOLYOTHIN 24 ROAD., JOMPOL,  
CHATUCHAK, BANGKOK 10900

DATE OF RECEIVED : 01 July 2024

DATE OF ISSUED : 04 July 2024

The report of calibration shall not be reproduced except in full without approval of the Calibration Laboratory Co., Ltd.

Calibrated By : Tanawan Seenam-Ngoen  
Calibration Engineer



Approved By : Mongkol Yotsoontorn  
Authorized Signatory

04 July 2024



This Calibration Certificate documents the traceability to national standards, which realize the units of measurement according to the  
International System of Units (SI)

Certificate No. Q24067477

F3-011-05/12-23

page 1 of 3



@clccalibration



## REPORT OF CALIBRATION

### FOR

NOMENCLATURE	:	HUMIDITY/TEMPERATURE DATA LOGGER
MANUFACTURER	:	HTI
MODEL / TYPE	:	HT-2000
SERIAL NO.	:	2021020002301
DATE OF CALIBRATION	:	03 July 2024
DUE DATE OF CALIBRATION	:	03 July 2025

---

#### ENVIRONMENT CONDITIONS :

Temperature :  $(23 \pm 2) ^\circ\text{C}$

Relative Humidity :  $(55 \pm 10) \% \text{RH}$

#### PROCEDURE USED :

This instrument was calibrated under procedure No. **CLC-CPTH-11**. The calibration was performed by using Chilled Mirror Hygrometer which maintained by the Calibration Laboratory Co., Ltd.

#### REFERENCE STANDARD USED :

Chilled Mirror Hygrometer, Edgetech Model Dew Master S/N. 36151.

Temperature & Humidity Chamber, PGC Model 9141-5114 S/N.0802282.

#### TRACEABILITY :

The measurements are traceable to International System of Units (SI) , through Thunder Scientific Corporation.

Certificate No. 22212, Due Date 23 February 2025.

#### UNCERTAINTY :

The reported expanded uncertainty of measurement is stated as the standard uncertainty of measurement multiplied by the coverage factor  $k = 2,00$  which for a normal distribution corresponds to a coverage probability of approximately 95 %.

It has been evaluated according to the "Evaluation of the Uncertainty of Measurement in Calibration (EA-4/02 M:2022)"

Certificate No. Q24067477

F3-011-05/12-23

page 2 of 3





**CONDITION OF CALIBRATION ITEM : RECEIVED IN GOOD OPERATIONAL CONDITION**

**MEASUREMENT RESULTS : ( X ) without adjustment ( ) adjustment**

The table in the following gives the calibration results and associated measurement uncertainties of the measuring humidity/temperature data logger.

## CALIBRATION DATA

### 1. CORRECTION OF TEMPERATURE

Test point ( °C )	Actual Temperature ( °C )	DUC Reading ( °C )	Correction ( °C )	Uncertainty ± ( °C )
20.0	19.98	20.0	-0.02	0.27
25.0	24.99	25.0	-0.01	
30.0	30.00	30.1	-0.10	

### 2. CORRECTION OF HUMIDITY

STD Temperature ( °C )	STD Reading ( %RH )	DUC Reading ( %RH )	Correction ( %RH )	Uncertainty ± ( %RH )
25	34.99	43.8	-8.81	0.60
25	50.00	56.4	-6.40	0.60
25	65.00	69.3	-4.30	0.60

Note. The Scope of Accredited ANAB Certificate No. ACDM-2814 Version 012 Page 59 of 67

**This report is valid for the above stated instrument/s only.**

**### End of Certificate ###**

Certificate No. Q24067477

F3-011-05/12-23

page 3 of 3





## Certificate of Calibration

### Aquion: Anion (ID#894)

This certificate is to verify that instrument below are calibrated  
by Archemica Lab Co.,Ltd.

AQUION S/N : 190840059

AS-DV S/N : 190915235

for

**S.P.S. Consulting Service Co., Ltd.**



Operator Signature: \_\_\_\_\_

บริษัท อาร์เคมีกา แล็บ จำกัด  
ARCHEMICA LAB CO.,LTD.

Date: June 24, 2024

(Mr. Ponwut Kornthongnimit)

Test Engineer

เอกสารสอบเทียบเครื่องมือการตรวจวิเคราะห์คุณภาพน้ำ



**QUALITY CALIBRATION CO., LTD.**

235 Petchkasem 63/2 Road, Laksong, Bangkae, Bangkok 10160

Tel (662) 421-5402, (662) 444-0152-3, Fax (662) 809-4584



CERTIFICATE No : 24E6416

REFERENCE No : 73694-1

PAGE : 1 OF 3

**Certificate of Calibration**

**EQUIPMENT** : pH METER

**MANUFACTURER** : HANNA

**MODEL** : HI 3512

**SERIAL No** : TH118035

**ID No** : pH 04/56

**CONDITION AS RECEIVED** : USED ITEM

**SUBMITTED BY** : S.P.S. CONSULTING SERVICE CO., LTD.  
7 SOI PHAHOLYOTHIN 24, PHAHOLYOTHIN RD.,  
JOMPOL, CHATUCHAK, BANGKOK 10900

**CALIBRATED BY** : ATSAWIN Y.

**CALIBRATION DATE** : 27-Jun-24

**APPROVED BY** :   
PONGSAK J.

**ISSUED DATE** : 27-Jun-24

**RECEIVED DATE** : 24-Jun-24

THIS CERTIFICATE MAY NOT BE REPRODUCED OTHER THAN IN FULL EXCEPT WITH THE PRIOR WRITTEN APPROVAL OF  
QUALITY CALIBRATION CO., LTD.



**QUALITY CALIBRATION CO., LTD.**

235 Petchkasem 63/2 Road, Laksong, Bangkac, Bangkok 10160

Tel (662) 421-5402, (662) 444-0152-3, Fax (662) 809-4584

CERTIFICATE No : 24E6416

PAGE : 2 OF 3

**Calibration Report**

EQUIPMENT : pH METER  
MANUFACTURER : HANNA  
ID No : pH 04/56  
RECEIVED DATE : 24-Jun-24  
AMBIENT TEMPERATURE : 23 ° C ± 3 ° C

MODEL : HI 3512  
SERIAL NUMBER : TH118035  
CALIBRATION DATE : 27-Jun-24  
RELATIVE HUMIDITY : 50 % RH ± 10% RH

**CONDITION OF THIS RESULTS OF CALIBRATION**

1. THIS INSTRUMENT WAS CALIBRATED BY DIRECT MEASUREMENT METHOD BASED ON WI-TQ-062 AND WI-TQ-063. THE DISPLAY UNIT WAS TESTED BY GENERATING STANDARD VOLTAGE TO THE UNIT AND READING THE VALUE COMPARED WITH THE CALCULATED VALUE. THE DISPLAY AND ELECTROD WAS CALIBRATED BY USING STANDARD pH BUFFER
2. REFERENCE STANDARD INSTRUMENTS :-

<u>INSTRUMENT</u>	<u>MODEL</u>	<u>SERIAL No/</u> <u>LOT No</u>	<u>CERTIFICATE No</u>	<u>DUE DATE</u>
1) pH STANDARD SOLUTION	00651-06	CC784945	4880-14413915	24-Aug-25
2) pH STANDARD SOLUTION	00651-08	CC785578	4881-14430633	31-Aug-25
3) pH STANDARD SOLUTION	00651-10	CC787086	4882-14483317	21-Sep-25
4) PROCESS CALIBRATOR	CA150	91S6079	24E1251	09-Apr-25
5) BATH	260014	1247 48074	23T9014	13-Sep-24
6) THERMOMETER WITH PROBE	421504	55000379	23T9623	13-Sep-24

3. THE CERTIFICATE IS VALID FOR THE ITEM CALIBRATED AS SHOWN ON THE DATE AND PLACE OF CALIBRATION ONLY.
4. THIS RESULT EXCLUDE LONG TERM STABILITY OF THE UNIT UNDER CALIBRATION.
5. THIS CERTIFICATE IS TRACEABLE TO SI UNIT MAINTAINED AT :-
  - NATIONAL INSTITUTE OF STANDARD AND TECHNOLOGY, USA.
  - NATIONAL INSTUTITE OF METROLOGY (THAILAND)

**RESULT OF CALIBRATION : ADJUSTMENT****1. DISPLAY UNIT ONLY**SLOPE FACTOR  $k = 2.303 RT/F = 59 \text{ mV/pH}$ 

mV APPLIED	UUC READING (mV)	CORRECTION (mV)	UUC READING (pH)	UNCERTAINTY OF MEASUREMENT (± mV)	COVERAGE FACTOR k
414.11	414.8	-0.69	-0.115	0.15	2.00
354.95	355.5	-0.55	0.884	0.15	2.00
295.80	296.4	-0.60	1.885	0.15	2.00
236.64	237.1	-0.46	2.886	0.15	2.00
177.48	178.0	-0.52	3.887	0.15	2.00
118.32	118.8	-0.48	4.887	0.15	2.00
59.16	59.6	-0.44	5.887	0.15	2.00
0.00	0.4	-0.40	6.888	0.15	2.00
-59.16	-58.7	-0.46	8.101	0.15	2.00
-118.32	-117.9	-0.42	9.345	0.15	2.00
-177.48	-177.4	-0.08	10.589	0.15	2.00
-236.64	-236.4	-0.24	11.834	0.15	2.00
-295.80	-294.5	-1.30	13.077	0.15	2.00
-354.95	-354.7	-0.25	14.322	0.15	2.00
-414.11	-413.9	-0.21	15.565	0.15	2.00

END OF CALIBRATION REPORT PAGE 2 OF 3





# QUALITY CALIBRATION CO., LTD.

235 Petchkasem 63/2 Road, Laksong, Bangkae, Bangkok 10160

Tel (662) 421-5402, (662) 444-0152-3, Fax (662) 809-4584

CERTIFICATE No : 24E6416

PAGE : 3 OF 3

## Calibration Report

### RESULT OF CALIBRATION (CONTINUE) :

#### 2. DISPLAY UNIT WITH pH ELECTRODE S/N: 09081C6M

STANDARD pH BUFFER SOLUTION (pH)	UUC READING (pH)	CORRECTION (pH)	VALUE BEFORE ADJUSTMENT	UNCERTAINTY OF MEASUREMENT ( $\pm$ pH)	COVERAGE FACTOR k
4.015	4.011	0.004	3.905	0.012	2.00
7.003	7.003	0.000	6.972	0.012	2.00
10.009	10.014	-0.005	9.570	0.014	2.00

#### 3. DISPLAY UNIT WITH TEMPERATURE

STANDARD READING ( $^{\circ}$ C)	UUC READING ( $^{\circ}$ C)	CORRECTION ( $^{\circ}$ C)	VALUE BEFORE ADJUSTMENT	UNCERTAINTY OF MEASUREMENT ( $\pm$ $^{\circ}$ C)	COVERAGE FACTOR k
25.004	25.0	0.004	---	0.0085	2.00

#### 4. PERCENT SLOPE 100%

UUC : UNIT UNDER CALIBRATION

THE REPORTED UNCERTAINTY OF MEASUREMENT WAS BASED ON A STANDARD UNCERTAINTY MULTIPLIED BY A COVERAGE FACTOR k, PROVIDING A LEVEL OF CONFIDENCE APPROXIMATELY 95%.

END OF CALIBRATION REPORT



## Certificate of Calibration

**Certificate No. :** 67-400037-2

**Page : 1 of 2**

**Submitted by :** S. P. S Consulting Service Co.,Ltd.

7 Soi Phaholyothin 24, Phaholyothin Rd., Jompol, Chatuchak, Bangkok 10900

**Equipment :** Liquid in Glass Thermometer

**Manufacturer :** SK

**Model :** N/A

**Range :** 0 °C to 100 °C

**Resolution :** 1 °C

**Serial No. :** N/A

**Immersion :** Total

**ID No. :** TM21/59

**Environment :** Ambient Temperature : (23 ± 2) °C

Relative Humidity : (50 ± 15) %

Line Voltage : (220 ± 22) VAC

**Date of Received :** 23 January 2024

**Date of Calibration :** 03 February 2024

**Date of Issue :** 03 February 2024

**Calibrated by :** Chortip Samchusri

**Calibration Method :** This instrument was calibrated by In-house method comparison technique CAL-M4001 based on ASTM E77-07 by compared with PRT in the liquid bath at the constant controlled temperature.

The temperature scale used was based on ITS-90

**Reference Standard Instruments :** This certification is traceable to the International System of Units

1. Platinum Resistance Thermometer (PRT)

ID No.	Cert. No.	Due Date	Traceability
400001	TT-0016-22	07 Feb 2024	National Institute of Metrology Thailand (NIMT)

2. Standard Digital Thermometer

ID No.	Cert. No.	Due Date	Traceability
400003	23E1866	01 Jun 2025	National Institute of Metrology Thailand (NIMT)
400004	23E1866	01 Jun 2025	National Institute of Metrology Thailand (NIMT)

Approved by :

( Surachai Promthong )

Laboratory Manager

The Uncertainties are for a confidence probability of approximately 95%

This certificate may not be reproduced other than in full except with the prior written approval of the Calibratech Co.,Ltd.



## Certificate of Calibration

**Certificate No. :** 67-400037-2

**Page :** 2 of 2

**Result of Calibration :** Without Adjustment

**UUC Condition As-Received :** Good

**Function :** Temperature measurement

Ice point check : UUC\* reading 0 °C Standard reading 0.4336 °C

Standard Reading ( °C )	UUC Reading ( °C )	Correction ( °C )	Uncertainty ( ± °C )
20.5609	20	0.6	0.31

### Remark

UUC : Unit Under Calibration

This result of calibration was found accurate as shown on date and place of calibration only.

This reported uncertainty of measurement was based on a standard uncertainty multiplied by a coverage factor  $k = 2$ , providing a level of confidence of approximately 95%

- 000 -







CERTIFICATE No : 24M2229  
REFERENCE No : 72448-3

PAGE : 1 OF 2

### Certificate of Calibration

**EQUIPMENT** : DIGITAL BALANCE

**MANUFACTURER** : SARTORIUS

**MODEL** : BSA224S-CW

**SERIAL No** : 36591843

**ID No** : BA 09/61

**CONDITION AS RECEIVED** : USED ITEM

**SUBMITTED BY** : S.P.S. CONSULTING SERVICE CO., LTD.  
7 SOI PHAHOLYOTHIN 24, PHAHOLYOTHIN RD.,  
JOMPOL, CHATUCHAK, BANGKOK 10900

**CALIBRATED BY** : ATSAWIN Y.

**CALIBRATION DATE** : 08-Mar-24

**APPROVED BY** :  PONGSAK J.

**ISSUED DATE** : 14-Mar-24

**RECEIVED DATE** : 08-Mar-24





CERTIFICATE No : 24M2229

PAGE : 2 OF 2

## Calibration Report

**EQUIPMENT** : DIGITAL BALANCE **MODEL** : BSA224S-CW  
**MANUFACTURER** : SARTORIUS **S/N** : 36591843  
**ID No** : BA 09/61 **RECEIVED DATE** : 08-Mar-24  
**AIR PRESSURE** : 1010mbar  $\pm$  1mbar **CALIBRATION DATE** : 08-Mar-24  
**AMBIENT TEMPERATURE** : 25° C  $\pm$  1° C **RELATIVE HUMIDITY** : 55 %RH  $\pm$  10 % RH

### CONDITION OF THIS RESULTS OF CALIBRATION

1. THIS INSTRUMENT WAS CALIBRATED BY ACCORDING TO UKAS LAB 14 EDITION 6:2019 BY USING KNOWN WEIGHT STANDARD WEIGHT. THE BALANCE WAS NOT ADJUSTED BEFORE CALIBRATION. THE BALANCE HAS NO ZERO TRACKING FUNCTION. REPEATABILITY WAS MEASURED BY USING 10 REPEATED MEASUREMENTS. LINEARITY WAS MEASURED COVERING 10 POINTS, EVENLY SPREAD OVER THE RANGE. THE INSTRUMENT WAS SET ZERO BEFORE PERFORMING THE LINEARITY TEST. OFF-CENTER LOADING WAS MEASURED BY USING STANDARD WEIGHTS PLACED ON THE PAN AND MOVED TO VARIOUS POSITIONS ON THE PAN.

### 2. REFERENCE STANDARD INSTRUMENTS :-

<u>INSTRUMENT</u>	<u>MODEL</u>	<u>SERIAL No</u>	<u>CERTIFICATE No</u>	<u>DUE DATE</u>
1) STANDARD WEIGHT SET	E2	QK-I-151	M2302013S	02-Feb-25
2) STANDARD WEIGHT	E2	15843	M2302014S	02-Feb-25

3. THE CERTIFICATE IS VALID FOR THE ITEM CALIBRATED AS SHOWN ON THE DATE AND PLACE OF CALIBRATION ONLY.

4. THIS RESULT EXCLUDE LONG TERM STABILITY OF THE UNIT UNDER CALIBRATION.

5. THIS CERTIFICATE IS TRACEABLE TO THE INTERNATIONAL SYSTEM OF UNIT MAINTAINED AT:-

- NATIONAL INSTITUTE OF METROLOGY (THAILAND) THROUGH CENTRAL BUREAU OF WEIGHTS&MEASURES

### RESULT OF CALIBRATION :- WITHOUT ADJUSTMENT

1. ZERO SETTING FUNCTION : NORMAL

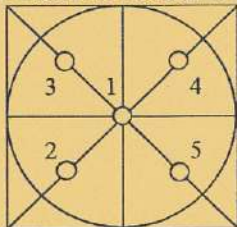
2. TARE FUNCTION : NORMAL

3. REPEATABILITY OF READING AT 200 g WAS 0 g

4. DEPARTURE FROM NOMINAL VALUE/ LINEARITY

NOMINAL VALUE (g)	BALANCE READING (g)	CORRECTION (g)	UNCERTAINTY ( $\pm$ g)
0.0	0.0000	0.0000	0.000082
0.1	0.1000	0.0000	0.000083
0.2	0.2000	0.0000	0.000083
0.5	0.5000	0.0000	0.000083
1.0	1.0000	0.0000	0.000084
2.0	2.0000	0.0000	0.000084
5.0	5.0000	0.0000	0.000086
10.0	10.0000	0.0000	0.000089
20.0	20.0001	-0.0001	0.000094
50.0	50.0000	0.0000	0.00012
100.0	100.0001	-0.0001	0.00019
200.0	200.0000	0.0000	0.00032

### 5. OFF CENTER LOADING ERROR



POINT	READING (g)
1	100.0000
2	100.0000
3	100.0000
4	100.0000
5	100.0000
OFF-CENTER LOADING	0.0000

NOTE: THIS CALIBRATION WAS CARRIED OUT AT THE CUSTOMER'S PLACE AT LABORATORY AREA

THE REPORTED UNCERTAINTY OF MEASUREMENT WAS BASED ON A STANDARD UNCERTAINTY MULTIPLIED BY A COVERAGE FACTOR  $k=2$ , PROVIDING A LEVEL OF CONFIDENCE APPROXIMATELY 95%.

END OF CALIBRATION REPORT



CERT.No.: HS-V015C

Calibration Date : 20 Mar 24  
 Submitted by : ASIA LAB @ CONSULTANT CO.,LTD  
 184 Soi Phutthamonthon Sai 2 Soi 12,  
 Bangphai, Bangkae, Bangkok 10160

Avg Room Temp : 20 °C  
 Avg Water Temp : 20 °C  
 Air Pressure : 760.00 mmHg  
 Salinity : 0 ppt

Model : YSI 5000  
 S/N : 15B100751  
 Probe : YSI 5010  
 S/N : 22D100097  
 ID NO. : -  
 Air Temp ref : S/N. F8065C26  
 Barometric ref : S/N. F8065C26  
 Water Temp ref : S/N. 11430  
 Technician : Kittipong M.

#### Calibration Details

Calibration Point	100% air sat. (@20 °C, DO = 9.09 mg/l)	(status)	(status)
Measurement 1 (mg/l)	9.08	(PASS)	-
Measurement 2 (mg/l)	9.08	(PASS)	-
Measurement 3 (mg/l)	9.08	(PASS)	-
Measurement 4 (mg/l)	9.08	(PASS)	-
Measurement 5 (mg/l)	9.08	(PASS)	-
Measurement 6 (mg/l)	9.08	(PASS)	-
Measurement 7 (mg/l)	9.08	(PASS)	-
Measurement 8 (mg/l)	9.08	(PASS)	-
Measurement 9 (mg/l)	9.08	(PASS)	-
Measurement 10 (mg/l)	9.08	(PASS)	-

Mean Measurement	9.08	mg/l	-	-
Inaccuracy	0.01	mg/l	-	-

Overall Status (PASS)

#### Manufacturer Specification

Accuracy = +/- 0.02 mg/l

- 1) This certificate is issued based on the result that are found as shown on date and place of test only.
- 2) The calibration procedure followed in accordance with Harikul Science Co., Ltd.
- 3) This result shall not be used for advertising purpose.



Technician Signature  
 (Kittipong Maekwong)



Laboratory Manager  
 (Supreecha Sumaritam)

**QUALITY CALIBRATION CO.,LTD.**

235 Petchkasem 63/2 Road, Laksong, Bangkai, Bangkok 10160

Tel (662) 421-5402, (662) 444-0152-3, Fax (662) 809-4584

[www.qcalibration.com](http://www.qcalibration.com)

CERTIFICATE No : 24T0774

REFERENCE No : 71986-2

PAGE : 1 OF 2

**Certificate of Calibration**

**EQUIPMENT** : COD REACTOR

**MANUFACTURER** : HACH

**MODEL** : DRB 200

**SERIAL No** : 15110C0235

**ID No** : CRB 05/59

**SUBMITTED BY** : S.P.S. CONSULTING SERVICE CO., LTD.  
7 SOI PHAHOLYOTHIN 24, PHAHOLYOTHIN RD.,  
JOMPOL, CHATUCHAK, BANGKOK 10900

**CALIBRATED BY** : CHAICHARN CH.

**CALIBRATION DATE** : 5-Feb-24

**APPROVED BY** :   
PONGSAK J.

**ISSUED DATE** : 5-Feb-24

**RECEIVED DATE** : 5-Feb-24





CERTIFICATE No : 24T0774

PAGE : 2 OF 2

## Calibration Report

EQUIPMENT : COD REACTOR  
MANUFACTURER : HACH  
ID NUMBER : CRB 05/59  
RECEIVED DATE : 5-Feb-24  
AMBIENT TEMPERATURE : 23° C ± 1° C

MODEL : DRB 200  
SERIAL NUMBER : 15110C0235  
CALIBRATION DATE : 5-Feb-24  
RELATIVE HUMIDITY : 52 %RH ± 10 % RH

### CONDITION OF THIS RESULTS OF CALIBRATION

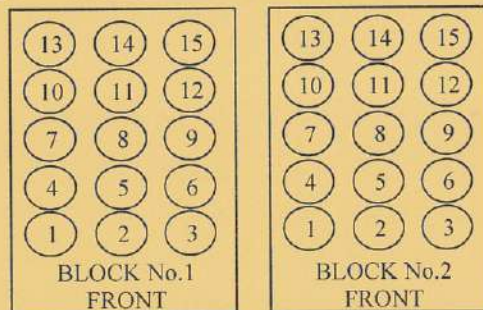
1. THIS INSTRUMENT WAS CALIBRATED BY DIRECT MEASUREMENT TEMPERATURE RECORDER WITH THERMOCOUPLE TYPE K UNDER NO LOAD CONDITION. THE THERMOCOUPLES WERE PLACED ON 15 POINTS AND LOCATED ONE THERMOCOUPLE IN EACH OF THE FOUR CORNERS OF THE REACTOR AND PLACED THE EIGHTH THERMOCOUPLE AT THE CENTER OF THE REACTOR.

2. REFERENCE STANDARD INSTRUMENTS :-

INSTRUMENT	MODEL	SERIAL No	CERTIFICATE No	DUE DATE
1) DATA LOGGER WITH TC TYPE K	HYDRA 2635A	8009008	23T6640	14-Jul-24

3. THIS RESULT WAS FOUND ACCURATE AS SHOWN ON DATE AND PLACE OF CALIBRATION ONLY.  
4. THIS RESULT EXCLUDE LONG TERM STABILITY OF THE UNIT UNDER CALIBRATION.  
5. THIS CERTIFICATE IS TRACEABLE TO THE INTERNATIONAL SYSTEM OF UNIT MAINTAINED AT:-  
- NATIONAL INSTITUTE OF METROLOGY (THAILAND) THROUGH QUALITY CALIBRATION CO.,LTD.

### RESULT OF CALIBRATION :- WITHOUT ADJUSTMENT



### TEMPERATURE MEASUREMENT ACCURACY TEST

Block No.	1	2
Controller temperature (°C)	145	145
Indicating Temperature	145	145
Measured Temperature (°C) at Spread Locations	1	150.2
	2	150.2
	3	150.2
	4	149.9
	5	150.1
	6	150.7
	7	149.9
	8	149.9
	9	150.8
	10	149.5
	11	150.2
	12	150.0
	13	149.5
	14	149.5
	15	149.6
Uncertainty of Measurement(± °C)	0.86	0.86

NOTE 1 : THE UNCERTAINTY OF MEASUREMENT EXCLUDED TEMPERATURE UNIFORMITY OF THE CHAMBER.

NOTE 2 : THIS CALIBRATION WAS CARRIED OUT AT THE CUSTOMER'S PLACE AT LABORATORY AREA.

THE REPORTED UNCERTAINTY OF MEASUREMENT WAS BASED ON A STANDARD UNCERTAINTY MULTIPLIED BY A COVERAGE FACTOR k=2, PROVIDING A LEVEL OF CONFIDENCE APPROXIMATELY 95%.

END OF CALIBRATION REPORT

เอกสารสอบเทียบเครื่องมือการตรวจวิเคราะห์คุณภาพน้ำใต้ดิน





# CALIBRATION LABORATORY Co., LTD.

2/10-11,14, 55 Soi Prasert Manukit 29 Yaek 4, Prasert Manukit Rd., Ladphrao, Bangkok 10230  
Tel. 02-578-0353-4 Fax: 02-578-2672 www.cal-laboratory.com E-mail:sale@cal-laboratory.com



## CERTIFICATE OF CALIBRATION FOR

NOMENCLATURE : pH METER  
MANUFACTURER : HANNA  
MODEL / TYPE : HI3512/HI1332/HI7662-T  
SERIAL NO. : 08685754/11250B7M/092806BN[PH04/56]  
CLID. NO. : 272501562  
JOB CONTROL NO. : 250617070523  
CALIBRATION SERVICE : ☒ IN-LABORATORY ☐ ON-SITE

CUSTOMER : S.P.S. CONSULTING SERVICE CO., LTD.  
7 SOI PHAHOLYOTHIN 24 ROAD, JOMPOL,  
CHATUCHAK, BANGKOK 10900


DATE OF RECEIVED : 17 June 2025

DATE OF ISSUED : 20 June 2025

The report of calibration shall not be reproduced except in full without approval of the Calibration Laboratory Co., Ltd.

Calibrated By : Sukgasem Seehanart  
Wenick Inchaisri  
Calibration Engineer

Approved By : Mongkol Yotsoontorn  
Authorized Signatory  
20 June 2025



This Calibration Certificate documents the traceability to national standards, which realize the units of measurement according to  
the International System of Units ( SI )

Certificate No. Q25070523

F3-011-05/12-23

page 1 of 4



@clccalibration

## REPORT OF CALIBRATION

### FOR

**NOMENCLATURE** : **pH METER**  
**MANUFACTURER** : **HANNA**  
**MODEL / TYPE** : **HI3512/HI1332/HI7662-T**  
**SERIAL NO.** : **08685754/11250B7M/092806BN[PH04/56]**  
**DATE OF CALIBRATION** : **18 June 2025**

---

#### ENVIRONMENT CONDITIONS :

**Temperature :**  $(25 \pm 2.5) ^\circ\text{C}$

**Relative Humidity :**  $(50 \pm 15) \% \text{ RH}$

#### PROCEDURE USED :

This instrument was calibrated under procedure No. **CLC-CPCH-01** [ pH Meter ]. The calibration was performed by direct measurement with Certified Reference Material (CRM).

This instrument was calibrated under procedure No. **CLC-CPTH-04** [ Temperature ] based on **ASTM E 644-04** as calibration guidelines. The calibration was performed by using Calibration Bath, Precision Thermometer and IPRT which maintained by the Calibration Laboratory Co., Ltd.

#### REFERENCE STANDARD USED :

1. pH Standard Solution, NIMT TRM CODE TRM-S-2003, TRM CODE TRM-S-2007.
2. pH Standard Solution, Control Company Catalog Number 06664260,11754256, Lot Number CC787362.
3. Calibration Bath, Kambic Model OB-22/2 ULT S/N. 17115653.
4. Precision Thermometer, ASL Model F250 S/N. 1334023800.
5. IPRT, Wika Model CTP5000-250-D S/N. PO00043543-1-10-1.







# CALIBRATION LABORATORY CO., LTD.

2/10-11,14,55 Soi Prasert Manukit 29 Yaek 4, Prasert Manukit Rd., Ladphrao, Bangkok 10230  
Tel. 02-578-0353-4 Fax: 02-578-2672 www.cal-laboratory.com E-mail:sale@cal-laboratory.com



## TRACEABILITY :

1. The measurements are traceable to International System of Units (SI) , through National Institute of Metrology (Thailand).  
Lot Number. 080124 , 120124. Due Date 23 January 2026.
2. The measurements are traceable to International System of Units (SI) , through Control Company.  
Certificate No. 4281-14495731 , Due Date 27 September 2025.
3. The measurements are traceable to International System of Units (SI) , through Calibration Laboratory Co., Ltd.  
Certificate No. Q24120999, Due Date 26 November 2025.
4. The measurements are traceable to International System of Units (SI) , through Thailand Institute of Scientific and Technological Research (TISTR). Certificate No. PSL-T 1042/67, Due Date 16 October 2025.
5. The measurements are traceable to International System of Units (SI) , through National Institute of Metrology (Thailand).  
Certificate No. TT-0146-24, Due Date 28 October 2025.

## UNCERTAINTY :

The reported expanded uncertainty of measurement is stated as the standard uncertainty of measurement multiplied by the coverage factor complies with the table which for a normal distribution corresponds to a coverage probability of approximately 95 %.

It has been evaluated according to the "Evaluation of the Uncertainty of Measurement in Calibration (EA-4/02 M:2022)"

Certificate No. Q25070523

F3-011-05/12-23

page 3 of 4



@clccalibration



**CLC**  
Accredited  
ISO/IEC 17025

# CALIBRATION LABORATORY Co., LTD.

2/10-11,14,55 Soi Prasert Manukit 29 Yaek 4, Prasert Manukit Rd., Ladphrao, Bangkok 10230  
Tel. 02-578-0353-4 Fax: 02-578-2672 www.cal-laboratory.com E-mail:sale@cal-laboratory.com



**CONDITION OF CALIBRATION ITEM : RECEIVED IN GOOD OPERATIONAL CONDITION**

**MEASUREMENT RESULTS : ( X ) without adjustment ( ) adjustment**

The table in the following gives the calibration results and associated measurement uncertainties of pH meter.

## CALIBRATION DATA

### 1. pH METER RESULT @ 25 °C

Standard pH Buffer Solution (pH)	pH Meter Reading (pH)	pH Meter Reading (mV)	Correction (pH)	Uncertainty of pH Measurement ( $\pm$ pH)	k Factor
4.003	4.005	168.2	-0.002	0.010	2,00
7.005	7.010	-8.1	-0.005	0.013	2,00
10.015	10.010	-177.7	+0.005	0.014	2,00

Technical Note. Setting function CAL 3 point ( 4,7,10 ).

Note. The Scope of Accredited ANAB Certificate No. ACDM-2814 Version 015 Page 4 of 68

### 2. TEMPERATURE RESULT

Immersion depth (mm)	Actual Temperature ( °C )	DUC Reading ( °C )	Correction ( °C )	Uncertainty $\pm$ ( °C )
100	25.00	25.0	0.00	0.07

Technical Note. Type of sensor : Thermistor

Probe  $\varnothing$  3 mm

Materials : Metal Sheath.

The reported uncertainty is based on a standard uncertainty multiplied by coverage factor of  $k = 2,00$ .

Note. The Scope of Accredited ANAB Certificate No. ACDM-2814 Version 015 Page 56 of 68

**This report is valid for the above stated instrument/s only.**

**### End of Certificate ###**

Certificate No. Q25070523

F3-011-05/12-23

page 4 of 4



@clccalibration



## GAS CHROMATOGRAPH TEST CERTIFICATION

Certificate No. : SV0824/22063

Instrument Type : Gas Chromatography

Model : CP-3800

Serial Number : 00734

Organization : S.P.S. Consulting Service Co., Ltd.

Address : 7 Phahonyothin Soi 24 Phahonyothin Rd. Ladyao Chatuchak Bangkok 10900

Date : 05/08/2024

### ELECTRONIC TEST

CPU	<input checked="" type="checkbox"/> PASS	<input type="checkbox"/> FAIL
LCD TEST	<input checked="" type="checkbox"/> PASS	<input type="checkbox"/> FAIL
VENT TEST	<input checked="" type="checkbox"/> PASS	<input type="checkbox"/> FAIL
KEY ECHO TEST	<input checked="" type="checkbox"/> PASS	<input type="checkbox"/> FAIL
DESTRUCTION RAM TEST	<input checked="" type="checkbox"/> PASS	<input type="checkbox"/> FAIL

### RUN CHROMATOGRAM TEST

DETECTOR : Flame Ionization Detector ( FID Channel Front)

INJECTOR : Capillary Injector Model 1079

#### GC CONDITION:

Column	80 °C hold 1 min., rate 20 °C/min. to 200 °C hold 1min.
Injector	220 °C
Detector	300 °C
Column flow	5 mL/min
Makeup flow	25 mL/min
Air flow	300 mL/min
Hydrogen flow	30 mL/min

Column:Capillary Column CP sil 5 CB 0.25 ID x 15 M

Sample: 1 µL Injection FID Test Sample 0.218 g/L C14,C15,C16 in hexane

SENSITIVITY TEST: C15. ( Area count ) = 156,955 Counts.



**Detector Sensitivity ( FID )**

Detector Response	Result	Specification
Baseline Noise ( $\mu$ V)	2.85	$\leq 50$
Baseline Drift (%)	0.09	$\leq 1$
Sensitivity ( S/N for C15)	16,400	$\geq 1,024$

**Temperature Specification**

Temperature	Set	Result	Specification
Column Oven ( $^{\circ}$ C)	80	80	$\pm 5$
Injector ( $^{\circ}$ C)	220	220	$\pm 5$
Detector ( $^{\circ}$ C)	300	300	$\pm 5$
Incubator ( $^{\circ}$ C)	60	N/A	$\pm 5$

**Relative Standard Deviation % ( % RSD)**

Checkout Procedure	Result	Specification
Area C15 ( % )	1.71	$\leq 5$
Retention Time C15( % )	0	$\leq 0.5$

APPROVAL :

Signature: Suwarot.Engineer : Suwarot TrikainutDate : 05/08/2024





บริษัท ไทยยูนิค จำกัด

THAI UNIQUE CO., LTD.

80-82 ถนนประชาธิปไตย แขวงบางขุนพรหม เขตพระนคร กรุงเทพฯ 10200

80-82 Prachathipatai Rd., Bangkhunphrom, Pranakorn, Bangkok 10200

Tel. 0-2629-0191-6, 0-2280-1787, Fax. 0-2280-1788, E-mail : thawatt@thaiunique.com, Website : www.thaiunique.com

### Results Integrated System Testing

Checkout Procedure	FID
Detector Position	Front
Inlet Type	1079 Injector
C15 Area 1	157,309
C15 Area 2	159,359
C15 Area 3	157,349
C15 Area 4	152,379
C15 Area 5	158,379
C15 Area Average	156,955
* % RSD ( < 5 % )	1.71

\* The precision specification should be less than 2.0 % RSD \*\* ( Relative Standard Deviation ) for an Auto sampler injection and less than 5 % for Manual injections. To calculate the %RSD, select the C15 peak area for each of the five ( 5 ) samples.

\*\* (Relative Standard Deviation is determined by dividing the standard deviation by the average and multiplying by 100.)

$$\% \text{ RSD} = ( \text{std.dev} / \text{avg} ) * 100$$

Compliance	<input checked="" type="checkbox"/> Pass	<input type="checkbox"/> Fail
Performance by	Samarot.	
Date	05/08/2567	



Comments	-		
Reviewed by	Samarot P.	Date	05/08/2024



VARIAN



บริษัท ไทยยูนิค จำกัด

THAI UNIQUE CO., LTD.

80-82 ถนนประชาธิปไตย แขวงบางขุนพรหม เขตพระนคร กรุงเทพฯ 10200

80-82 Prachathipatai Rd., Bangkhunphrom, Pranakorn, Bangkok 10200

Tel. 0-2629-0191-6, 0-2280-1787, Fax. 0-2280-1788, E-mail : thawatt@thaiunique.com, Website : www.thaiunique.com

### Results Integrated System Testing

Checkout Procedure	FID
Detector Position	Front
Inlet Type	1079 Injector
C15 RT 1	4.128
C15 RT 2	4.128
C15 RT 3	4.128
C15 RT 4	4.128
C15 RT 5	4.128
C15 RT Average	4.128
* % RSD ( < 0.5 % )	0

\* The precision specification should be less than 0.5 % RSD \*\* ( Relative Standard Deviation ) for an Auto sampler injection and less than 0.5 % for Manual injections. To calculate the %RSD, select the RT C15 peak for each of the five ( 5 ) samples.

\*\* (Relative Standard Deviation is determined by dividing the standard deviation by the average and multiplying by 100.)

$$\% \text{ RSD} = ( \text{std.dev} / \text{avg} ) * 100$$

Compliance	<input checked="" type="checkbox"/> Pass	<input type="checkbox"/> Fail
Performance by	Samarot.	
Date	05/08/2024	



Comments	-		
Reviewed by	Samarot P.	Date	05/08/2024



VARIAN


Title :  
Run File : f:\ \sps2024\cal2024\baseline2024002.run  
Method File : D:\Method-GC\star C\Star\TU\cal0203\baseline FID.mth  
Sample ID : Baseline2024

Injection Date: 5/8/2567 14:01      Calculation Date: 5/8/2567 14:41

Operator : watsamon                      Detector Type: 3800 (10 Volts)  
Workstation: Local Disk                  Bus Address : 44  
Instrument :                              Sample Rate : 10.00 Hz  
Channel : Front = FID                    Run Time : 39.960 min

\*\* LC Workstation Version 6.20 \*\* 02511-7390-ae7-0265 \*\*

Chart Speed = 0.56 cm/min      Attenuation = 1                  Zero Offset = 10%  
Start Time = 0.000 min      End Time = 39.960 min      Min / Tick = 1.00



Title :  
Run File : f:\ \sps2024\cal2024\baseline2024002.run  
Method File : D:\Method-GC\star C\Star\TU\cal0203\baseline FID.mth  
Sample ID : Baseline2024

Injection Date: 5/8/2567 14:01 Calculation Date: 5/8/2567 14:41

Operator : suwarot Detector Type: 3800 (10 Volts)  
Workstation: Local Disk Bus Address : 44  
Instrument : Sample Rate : 10.00 Hz  
Channel : Front = FID Run Time : 39.960 min

\*\* LC Workstation Version 6.20 \*\* 02511-7390-ae7-0265 \*\*

Run Mode : Analysis  
Peak Measurement: Peak Area  
Calculation Type: External Standard

Peak No.	Peak Name	Result ( )	Ret. Time (min)	Time Offset (min)	Area (counts)	Sep. Code	Width 1/2 (sec)	Status Codes
----	-----	-----	-----	-----	-----	-----	-----	-----
----	-----	-----	-----	-----	-----	-----	-----	-----
	Totals:	0.0000		0.000	0			

Total Unidentified Counts : 0 counts

Detected Peaks: 0 Rejected Peaks: 0 Identified Peaks: 0

Multiplier: 1 Divisor: 1 Unidentified Peak Factor: 0

Baseline Offset: -16 microVolts LSB: 1 microVolts

Noise (used): 22 microVolts - monitored before this run

Manual injection

Data Handling: No peaks

\*\*\*\*\*



Title :  
Run File : f:\sps2024\cal2024\fid2024003.run  
Method File : d:\cafid2024003-front.mth  
Sample ID : FID2024

Injection Date: 5/8/2567 9:16

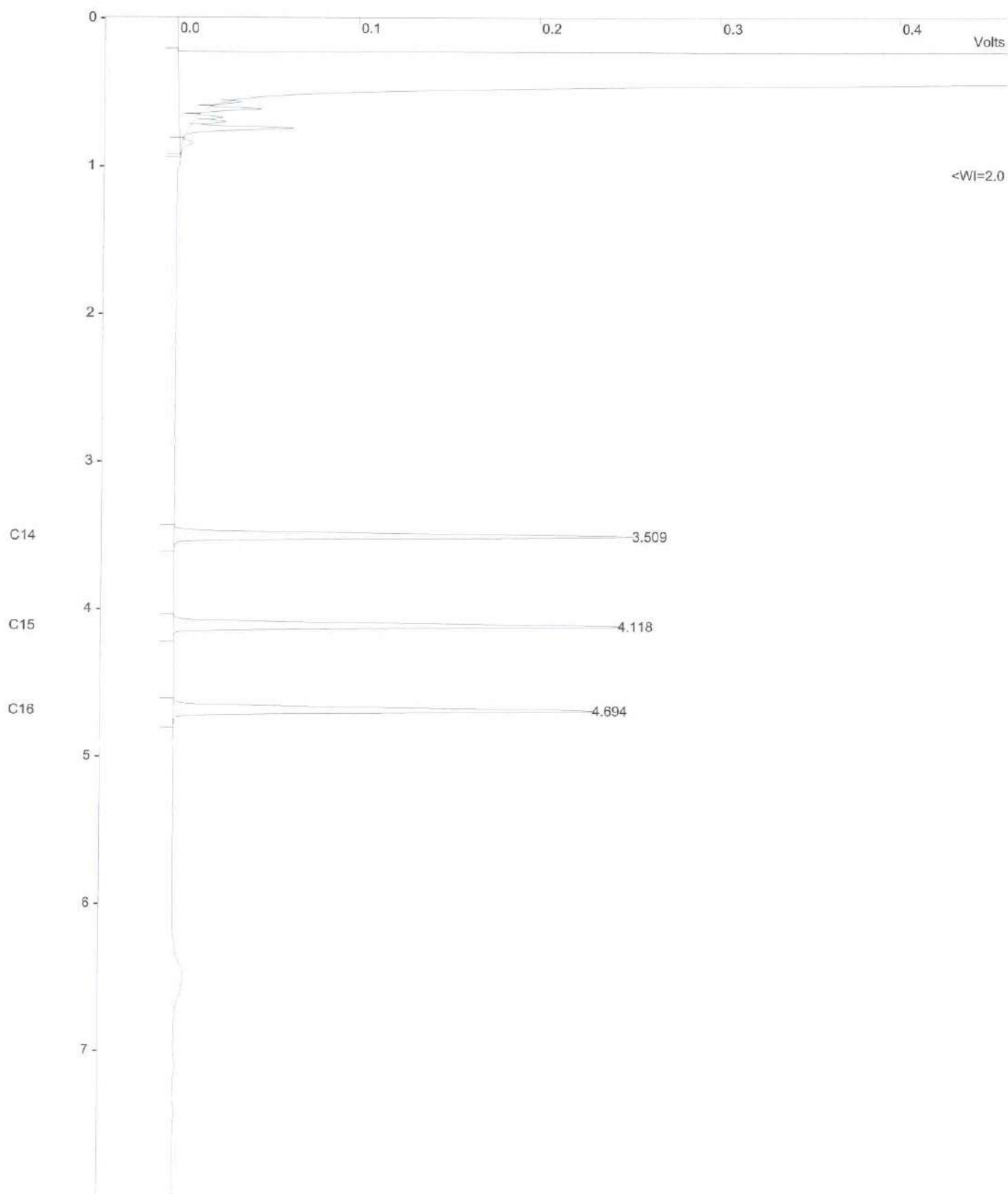
Calculation Date: 5/8/2567 9:26

Operator : suwarot  
Workstation: GC-LAB  
Instrument :  
Channel : Front = FID

Detector Type: 3800 (10 Volts)  
Bus Address : 44  
Sample Rate : 10.00 Hz  
Run Time : 7.993 min

\*\* LC Workstation Version 6.20 \*\* 02511-7390-ae7-0265 \*\*

Chart Speed = 2.83 cm/min Attenuation = 205 Zero Offset = 8%  
Start Time = 0.000 min End Time = 7.993 min Min / Tick = 1.00



Title :  
Run File : f:\sps2024\cal2024\fid2024003.run  
Method File : d:\fid2024003-front.mth  
Sample ID : FID2024

Injection Date: 5/8/2567 9:16 Calculation Date: 5/8/2567 9:26

Operator : suwarot Detector Type: 3800 (10 Volts)  
Workstation: GC-LAB Bus Address : 44  
Instrument : Sample Rate : 10.00 Hz  
Channel : Front = FID Run Time : 7.993 min

\*\* LC Workstation Version 6.20 \*\* 02511-7390-ae7-0265 \*\*

Run Mode : Analysis  
Peak Measurement: Peak Area  
Calculation Type: External Standard

Peak No.	Peak Name	Result ()	Ret. Time (min)	Time Offset (min)	Area (counts)	Sep. Code	Width 1/2 (sec)	Status Codes
1	C14	54.1202	3.509	-0.005	163565	BB	2.1	C
2	C15	53.5241	4.118	-0.005	157309	BB	2.2	C
3	C16	52.2361	4.694	0.001	146804	BB	2.3	C
Totals:		159.8804		-0.009	1704289			

Status Codes:

C - Out of calibration range

Total Unidentified Counts : 69332200 counts

Detected Peaks: 11 Rejected Peaks: 0 Identified Peaks: 3

Multiplier: 1 Divisor: 1 Unidentified Peak Factor: 0

Baseline Offset: -29 microVolts LSB: 1 microVolts

Noise (used): 28 microVolts - monitored before this run

Manual injection

Calib. out of range; No Recovery Action Specified

\*\*\*\*\*

Sample ID: **fid std**

Operator (Inj): **suwarot**

Injection Date: **05/08/2024**

Calc Date: **05/08/2024**

Run Time (min): **7.993**

Workstation: **GC-LAB**

Instrument (Inj):



**VARIAN**

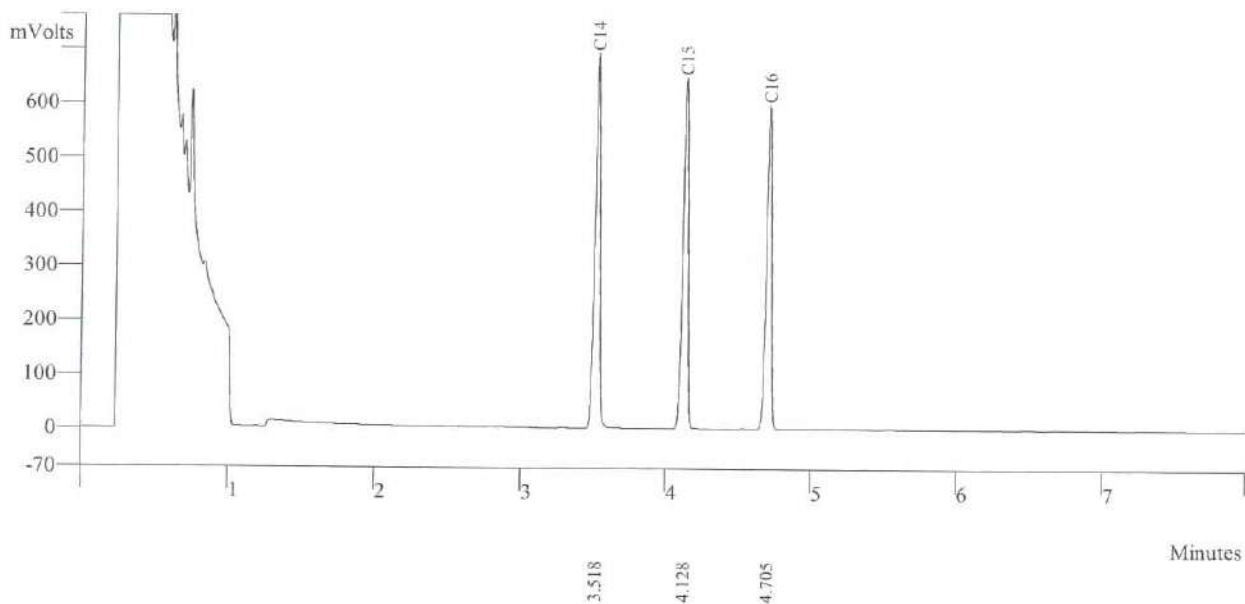
Run Mode: **Analysis**

Peak Measurement: **Peak Area**

Calculation Type: **External Std.**

c:\star\data\tu\cal2024\fid2024001.run

A = FID 10 V RESULTS



Peak No	Peak Name	Result ()	Ret Time (min)	Peak Area (counts)	Sep. Code	Width 1/2 (sec)
1	C14	152.6865	3.518	163565	BB	2.2
2	C15	147.1889	4.128	157309	BB	2.3
3	C16	138.7997	4.705	146804	BB	2.3
Totals		438.6751		467678		



Sample ID: **fid std**

Operator (Inj): suwarot

Injection Date: 05/08/2024

Calc Date: 05/08/2024

Run Time (min): 7.993

Workstation: GC-LAB

Instrument (Inj):



**VARIAN**

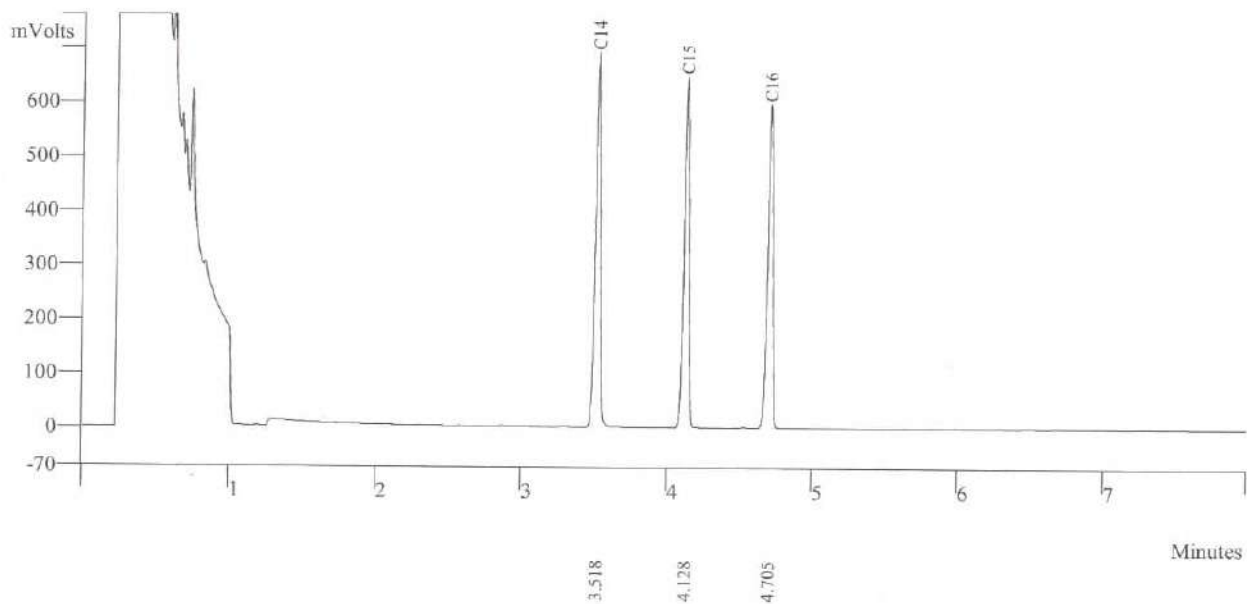
Run Mode: Analysis

Peak Measurement: Peak Area

Calculation Type: External Std.

c:\star\data\tu\cal2024\fid2024002.run

A = FID 10 V RESULTS



Peak No	Peak Name	Result ()	Ret Time (min)	Peak Area (counts)	Sep. Code	Width 1/2 (sec)
1	C14	152.6865	3.518	168565	BB	2.2
2	C15	137.1189	4.128	159359	BB	2.3
3	C16	128.7997	4.705	147834	BB	2.3
Totals		418.6042		475758		



Sample ID: **fid std**

Operator (Inj): **suwarot**

Injection Date: **05/08/2024**

Calc Date: **05/08/2024**

Run Time (min): **7.993**

Workstation: **GC-LAB**

Instrument (Inj):



**VARIAN**

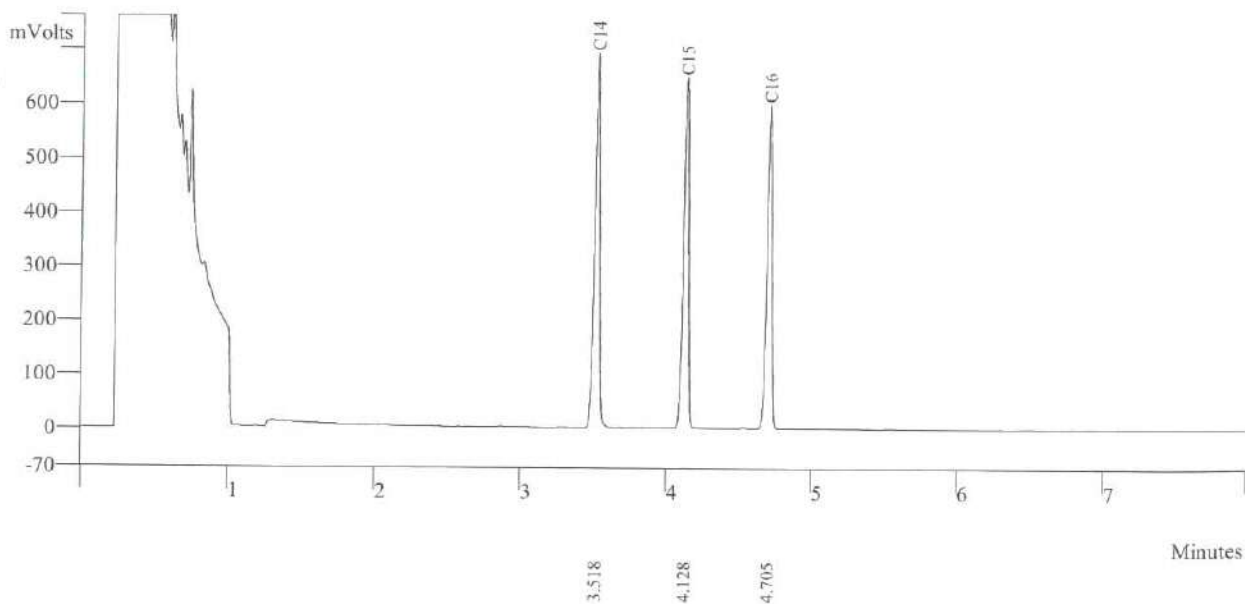
Run Mode: **Analysis**

Peak Measurement: **Peak Area**

Calculation Type: **External Std.**

c:\star\data\tu\cal2024\fid2024004.run

A = FID 10 V RESULTS



Peak No	Peak Name	Result ()	Ret Time (min)	Peak Area (counts)	Sep. Code	Width 1/2 (sec)
1	C14	162.7865	3.518	165521	BB	2.2
2	C15	157.1159	4.128	152379	BB	2.3
3	C16	138.5997	4.705	146834	BB	2.3
	Totals	458.5021		464734		

Sample ID: **fid std**

Operator (Inj): **suwarot**

Injection Date: **05/08/2024**

Calc Date: **05/08/2024**

Run Time (min): **7.993**

Workstation: **GC-LAB**

Instrument (Inj):



**VARIAN**

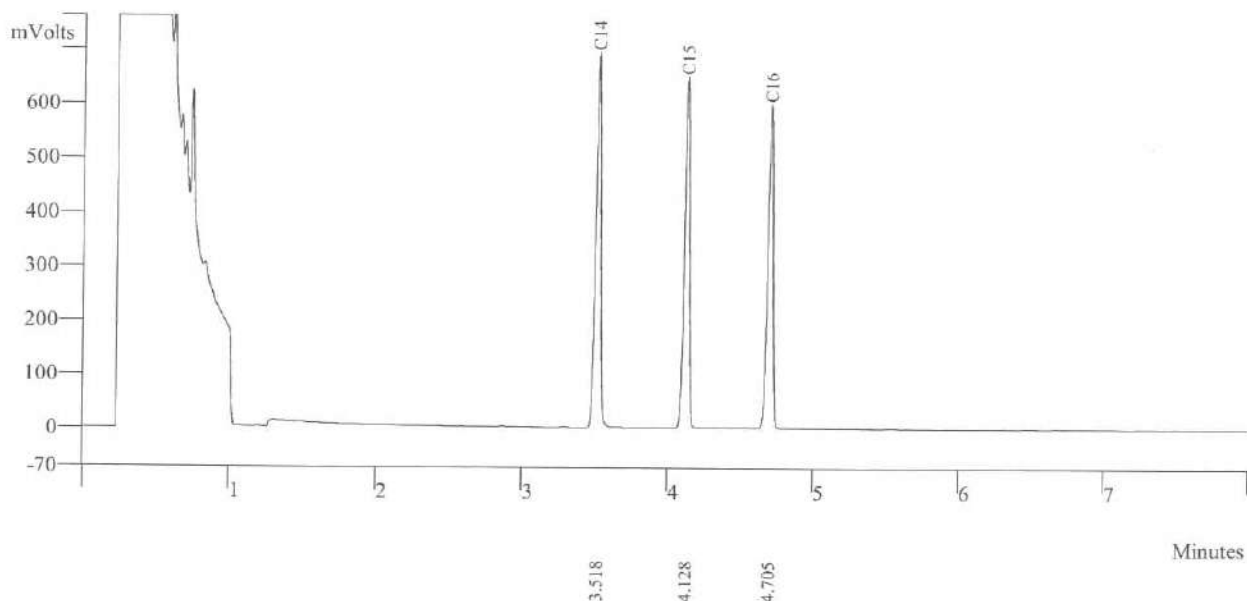
Run Mode: **Analysis**

Peak Measurement: **Peak Area**

Calculation Type: **External Std.**

c:\star\data\tu\cal2024\fid2024005.run

A = FID 10 V RESULTS



Peak No	Peak Name	Result ()	Ret Time (min)	Peak Area (counts)	Sep. Code	Width 1/2 (sec)
1	C14	162.7965	3.518	164521	BB	2.2
2	C15	137.1159	4.128	158379	BB	2.3
3	C16	128.1947	4.705	149834	BB	2.3
	Totals	428.1071		472734		





Agilent Technologies

## Certificate of Analysis

### FID-TCD Performance Evaluation Sample Kit

Agilent Part  
Number: 5080-8842, 18710-60170

Sample Lot  
Number: 0006750304

This analytical reference material was manufactured and verified in accordance with an ISO 9001 registered quality system, and the analyte concentrations were verified by an ISO 17025 accredited laboratory. The certified value for each analyte was determined gravimetrically.

**Concentrations:**

n-tetradecane	0.218 g/L ( $\pm 0.5\%$ )	0.033 w/w %
n-pentadecane	0.218 g/L ( $\pm 0.5\%$ )	0.033 w/w %
n-hexadecane	0.218 g/L ( $\pm 0.5\%$ )	0.033 w/w %

**Solvent:** hexane

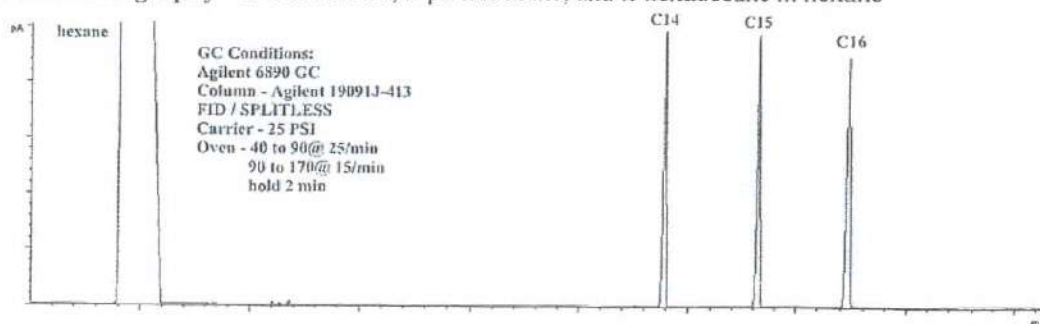
Calibrated Class A glassware and clean bottles were used in the manufacture of this standard. Balances used in the manufacture of this standard are calibrated with weights traceable to NIST in compliance with ANSI/NCSL Z-540-1 and ISO 9001.

**Purities:**

n-tetradecane	99.6%
n-pentadecane	99%
n-hexadecane	99.5%
hexane	99%

#### Typical Analytical Spectrum or Chromatography

GC Chromatography – n-tetradecane, n-pentadecane, and n-hexadecane in hexane



Date of release: 30 June 2023

Date of expiration: 31 July 2025

Monica Bourgeois  
QMS Representative



## Certificate of Calibration

Certificate No.: WK2312-031-1

Page 1 of 2

Customer : THAI UNIQUE CO., LTD.  
80-82 PRACHATHIPATAI RD., BANGKHUNPHROM,  
PRANAKORN, BANGKOK 10200

Instrument : AMD Flow Meter  
Manufacturer : Agilent Technologies  
Model : G6691A  
Serial No. : MY16470347  
Identity No. : SV-DF-001  
Range : 0 ml/min to 750 ml/min  
Resolution : See to data  
Calibration Method : CP-WK-M10

Ambient Temperature :  $(23 \pm 2) ^\circ\text{C}$   
Humidity :  $(50 \pm 15) \% \text{RH}$   
Received Date : 6-Dec-23  
Calibrated Date : 7-Dec-23  
Issued Date : 12-Dec-23  
Calibrated Location : In Lab

Reference standard instruments :

<u>Instrument</u>	<u>Serial No.</u>	<u>Certificate No.</u>	<u>Due Date</u>	<u>Traceability to</u>
Flow Calibrator	140215-134	L202304114-001	18-Apr-25	MIT
Primary Flow Calibrator	1107-S	WK2305-049-5	22-May-24	WK Electric Co., Ltd.

MIT : Miracle International Technology Co., Ltd.

This result calibrate was found accurate as shown on date place of calibrate only

This certificate is traceability to the International System of Unit (SI)

The reported uncertainty of measurement was based on a standard uncertainty multiplied by a coverage factor  $k=2$ , providing a level of confidence approximately 95%

Calibrated by : Mr. Taywanat Hansuwankul

Approved by :

Ms. Budsagorn Patcha  
Authorized Signatory



This certificate may not be reproduced except in full unless permission for the reproduction has been obtained in writing from the laboratory.



## Calibration Results

Certificate No. : WK2312-031-1

Page 2 of 2

### Calibration Result of the Accuracy

Function : Flow Measurement

Range : 0 ml/min to 750 ml/min

Resolution : 0.01 / 0.1 / 1 ml/min

Unit : ml/min

UUC Setting		STD Reading	Error	Uncertainty ( $\pm$ )	Tolerance Limit Values (ml/min)
Scale	ml/min				
0	0.00	0.00	0.00	3.3	-0.20 ~ 0.20
50	50.7	51.15	-0.45	3.3	48.80 ~ 51.20
300	300	300.4	-0.4	3.3	298.8 ~ 306.2
450	450	450.7	-0.7	3.3	440.8 ~ 459.2
550	550	549.5	0.5	3.3	533.5 ~ 566.5
650	650	649.3	0.7	3.3	630.5 ~ 669.5
700	700	699.2	0.8	3.3	679.0 ~ 721.0

(X) Without Adjustment ( ) After Adjustment

This certificate may not be reproduced except in full unless permission for the reproduction has been obtained in writing from the laboratory.

\*\*\*\* End of Certificate\*\*\*\*



**Measuretronix Limited**  
2425/2 Lat Phrao Road, Saphan Song  
Wangthonglang, Bangkok 10310, Thailand  
Phone : 0-2514-1000, 0-2514-1234  
Fax : 0-2514-0001, 0-2514-0003  
Website : www.measuretronix.com



## Certificate of Calibration

Certificate Number : LF24-0278  
Equipment : Thermometer  
Manufacturer : Fluke  
Model : 51  
Serial Number : 5910857  
Asset Number : 5910857  
Customer : Thai Unique Co., Ltd.  
80-82 Prachathipatai Road,  
Bangkhunphrom, Pranakorn,  
Bangkok 10200  
Date of Calibrate : 26-Jun-2024  
Date of Issue : 27-Jun-2024

*This calibration certificate documents the traceability to national standards, which realize the units of measurement according to the International System of Units (SI).*

*This calibration certificate applies only to the item identified and shall not be reproduced other than in full, without specific written approved by Measuretronix Cal-Lab. Calibration certificates without signature are not valid.*

*The measurements marked with an asterisk (\*) in this certificate are outside our range of accreditation. They have been included for completeness.*

*The Calibration interval (Cal.Due) is the responsibility of the end user.*

Calibrated by

*Nanthiya Ngampring*  
Mrs. Nanthiya Ngampring  
Metrology Technician

Approved by

*A. S.*  
Mrs. Arunee Bamrungtham  
Cal-Lab Manager





Measuretronix Limited

## Calibration Report

**UUC : Fluke 51 Thermometer**

Serial No. : 5910857

Asset No. : 5910857

Procedure : CP-LF-04:Rev.02

Note : Refer to Fluke 51,52 Operator's Manual Rev 1 3/86, Oct 1985

**Certificate No. : LF24-0278**

Report data type : As-Found

Date of Calibrate : 26-Jun-2024

Date of Receive : 17-Jun-2024

Environment condition

Temperature : 23 °C ± 3 °C

Humidity : 50 %RH ± 20 %RH

Customer : Thai Unique Co., Ltd.

Address : 80-82 Prachathipatai Road,  
Bangkhunphrom, Pranakorn,  
Bangkok 10200

*Measuretronix Cal-Lab certifies that the above listed instrument meets or exceeds all specifications as stated in the referenced procedure (unless otherwise noted). The measurements are traceable to national or international measurement standards or accept fundamental or natural physical constants or have been derived by approved ratio techniques as state in the Standard Used below. The policies and procedures used comply with ISO/IEC 17025:2017.*

*This report applies only to the item identified and shall not be reproduced other than in full, without specific written approved by Measuretronix Cal-Lab.*

*The uncertainties shown are the expanded uncertainties, which calculated from the standard uncertainties multiplied by a coverage factor of  $k = 2$ , providing a measurement confidence level of approximately 95%.*

*No statement of compliance with specifications is made or implied on this certificate.*

**Remark :** *The units of uncertainty values in this report are referred to the below details :*

*"Volt" or "V" for voltage, "Ampere" or "A" for current, "Ohm" or "Ω" for resistance, "Farad" or "F" for capacitance, "Hertz" or "Hz" for frequency, "deg C" or "°C" for degree Celsius, "deg F" or "°F" for degree Fahrenheit, etc.*

### Standard Used

Serial/Asset	Description	Traceable	Cert.No.	Cal.Date	Due Date
6400011	Fluke 5500A Calibrator	NIMT	EE-0017-24	7-Mar-2024	6-Mar-2025

## Test Data

TEST	RANGE	Nominal Value	UUC Tol. (+/-)	Test Result	Error	Uncertainty (+/-)
THERMOCOUPLE MEASUREMENT CALIBRATION						
TYPE K THERMOCOUPLE						
1		-195.0 °C*	0.9 °C	-195.4 °C	-0.4 °C	0.27 °C
2		-100.0 °C	0.8 °C	-100.5 °C	-0.5 °C	0.21 °C
3		-50.0 °C	0.8 °C	-50.2 °C	-0.2 °C	0.21 °C
4		0.0 °C	0.7 °C	0.0 °C	0.0 °C	0.21 °C
5		100.0 °C	0.8 °C	100.1 °C	0.1 °C	0.21 °C
6		300.0 °C	1.0 °C	300.2 °C	0.2 °C	0.21 °C
7		500.0 °C	1.2 °C	500.1 °C	0.1 °C	0.21 °C
8		1365.0 °C	2.1 °C	1365.2 °C	0.2 °C	0.32 °C
TYPE J THERMOCOUPLE						
9		-195.0 °C*	1.0 °C	-194.4 °C	0.6 °C	0.22 °C
10		-100.0 °C	0.9 °C	-99.3 °C	0.7 °C	0.18 °C
11		-50.0 °C	0.9 °C	-49.4 °C	0.6 °C	0.18 °C
12		0.0 °C	0.8 °C	0.5 °C	0.5 °C	0.18 °C
13		100.0 °C	0.9 °C	100.4 °C	0.4 °C	0.18 °C
14		300.0 °C	1.1 °C	300.8 °C	0.8 °C	0.18 °C
15		755.0 °C	1.6 °C	755.3 °C	0.3 °C	0.18 °C

**End of Calibration Report**

# *Certificate*

It is hereby certified that

**Suwarot Trikainut**

Has successfully completed the Application Training for

**Basic Gas Chromatography and Sampler**

Training Contents were:

**Hardware Operation, Software Operation, Data analysis and**

**Troubleshooting : Model**

**CP-3800, 3900, 450-GC, 430-GC, 456-GC, 436-GC**

At Thai Unique Co., Ltd, Bangkok, Thailand

On 15<sup>th</sup> March, 2019




S. Pohtongkam

Service Manager

## ***GC Clarus 600/680 Preventive Maintenance (PM)***

<b>Company Name:</b>	<b>S.P.S. Consulting Service Co.,Ltd</b>		
<b>Address (Instrument Location):</b>	7 Soi Phaholyothin24 Phaholyothin Road, Jompol, Chatuchak, Bangkok, 10900.		
<b>Serial Number:</b>	680S14042502	<b>Service Tag:</b>	N68APSSFEMP
<b>Customer Name (if applicable):</b>	Ms.Naruecha	<b>PM number:</b>	1 of 2
<b>Service Engineer Name:</b>	Monchai Kitcharoenkeat	<b>Service Order Number:</b>	WO-
<b>Date PM Performed: (DD-MMM-YYYY)</b>	22-Feb-2025	<b>Next PM Due Date: (DD-MMM-YYYY)</b>	22-Aug-2025

<b>Part Number</b>	<b>Release</b>	<b>Publication Date</b>	
TH09370070	C	August 2016	

### **Scope**

The purpose of this PM is to ensure the continued functionality of the Clarus 600 and Clarus 680 GC by inspecting and replacing any worn or damaged parts. This service should only be performed by a trained representative of PerkinElmer. The customer should save their method before the PM begins.

### **General Instructions:**

The customer must provide the engineer operational data to demonstrate recent instrument performance prior to starting the PM. Always check with the customer before making any changes that may affect the customer's analysis or calibration, including a current back-up of system software and/or data files. The completed document should be signed by an authorized PerkinElmer and customer representative and left with the customer. Update the PM sticker and instrument logbook as required.

### **Copyright Information**

This document contains proprietary information that is protected by copyright. All rights are reserved. No part of this publication may be reproduced in any form whatsoever or translated into any language without the prior, written permission of Perkin Elmer, Inc. **Copyright © 2013 PerkinElmer, Inc.**

### **Trademarks**

Registered names, trademarks, etc. used in this document, even when not specifically marked as such, are protected by law. PerkinElmer is a registered trademark of PerkinElmer, Inc. All other trademarks and registered trademarks not owned by PerkinElmer, Inc. or its subsidiaries that are depicted herein are the property of their respective owners. **Except as specifically set forth in its terms and conditions of sale, PerkinElmer makes no Warranty of any kind with regard to this document, including, but not limited to, the implied warranties of merchantability and fitness for a particular purpose.** PerkinElmer shall not be liable for incidental or consequential damages in connection with the furnishing or use of this document.



## Component List

Component / Specific Model	Serial #	Software Version	Configuration Notes
Clarus680	680S14042502	Totalchrom6.3.2	PSS, PSS, FID,
Clarus SQ8T	648N4050804	Turbomass 6.4	
AtomX	US14113002	Tekma AtomX	

## Parts Lists

Additional Tools Required for PM				
Part Number (if applicable)	Description	Quantity	Serial #	Calibration Due Date (MM/YY)
N/A				
Additional Reagents and Standards Required for PM				
Part Number (if applicable)	Description	Quantity	Batch/Lot #	Expiration Date (MM/YY)
N/A				

## Procedure Checklist

Use (✓) to check off those steps in the checklist that have been completed.

### 1. General:

- ☒ Review the instrument performance with the customer and document any recent problems.

- ☒ Check incoming AC line voltage for proper levels and grounding.

L-N 220 Volt

L-G 220 Volt

N-G 0.33 Volt

*\*Neutral to ground not more than 0.5 volts peak to peak*

- ☒ Inspect all gas line filters and traps; Replace if necessary with customer supplied spares.

Carrier gas ☒ Helium ☐ Nitrogen ☐ Hydrogen

Moisture level ☒ Good ☐ Need to replace ☐ Other \_\_\_\_\_

Detector gas ☒ Air Zero ☒ Hydrogen ☐ Nitrogen ☐ Helium

Moisture level ☒ Good ☐ Need to replace ☐ Other \_\_\_\_\_

- ☒ Inspect the customer log book and make any appropriate PM entries.

- ☒ Leak check all fittings from the gas source to instrument.

Gas leakage ☒ Pass ☐ Fail Comment \_\_\_\_\_

- ☒ Perform general inspection of system for cleanliness.

- ☒ Inspect for functional and clean electronic cooling and oven vent fans

Electronic cooling fan ☒ Yes ☐ No

Oven cooling fan ☒ Yes ☐ No

### 2. Electronic :

- ☒ Check oven temperature. Calibrate if necessary.

Oven temperature set point 150 °C ☒ Pass ☐ Fail

- ☐ Check sub-ambient option. (If installed).

Oven temperature set point 5 °C ☐ Pass ☐ Fail

- ☒ Perform routine maintenance on detector/injector. Replace parts as necessary with customer supplied spares.

- ☒ Check flows, including split flows if applicable. Calibrate if necessary.
 

Carrier flow	Pass
Split flow	Pass
- ☒ Check detector gas flows and adjust if necessary.
 

Detector flow	Pass
---------------	------
- ☒ Autosampler installed ☒ Yes ☐ No
 

Check autosampler sensor for wear and replace if necessary.	
Vial sensor	Pass
Door sensor	Pass
Tower sensor	Pass
Plunger sensor	Pass
Elevator sensor	Pass
- ☒ Remove syringe, manually flush. Replace with customer supplied spare if necessary.
- ☒ Check firmware version. Upgrade to current levels if necessary.
 

Firmware version	<u>6.5</u>
------------------	------------
- ☒ Measure all accessible power supply voltages.
 

5 Volt	Pass
+15 Volt	Pass
-15 Volt	Pass
24 Volt	Pass
- ☒ Record all detector voltage signal.
 

Detector Channel A	<u>1.12</u>	mV.
Detector Channel B	<u>NA</u>	mV.

### 3. Diagnostics Tests:

- ☒ Run instrument diagnostics.
 

<input checked="" type="checkbox"/> BRAM	Pass
<input checked="" type="checkbox"/> EPROM	Pass
- ☒ Run Autosampler diagnostics.
 

<input checked="" type="checkbox"/> BRAM	Pass
<input checked="" type="checkbox"/> EPROM	Pass

### 4. Review:

- ☒ Review with the customer PM work performed.
- ☒ Review with the customer routine maintenance procedures.
- ☒ Discuss recommended customer-supplied materials to have on hand
- ☒ Attach PM sticker.
- ☒ Update Logbook.



## Additional Comments

Additional Comments Regarding the PM

## Review

<p><i>The preventive maintenance checks and if applicable performance tests for Clarus600/680 GC have been completed.</i></p>		
<p><i>This Clarus600/680 GC      Pass      the preventive maintenance.</i></p>		
<p><b>Review of Preventive Maintenance:</b></p>		
<p>Authorized PerkinElmer Representative:</p> <p>Monchai Kitcharoenkeat</p>	<p><i>Monchai</i></p>	<p>Date:</p> <p>22-Feb-2025 (DD-MMM-YYYY)</p>
<p>Authorized Customer Representative:</p> <p>Ms.Naruecha</p>	<p><i>Naruecha</i></p>	<p>Date:</p> <p>22-Feb-2025 (DD-MMM-YYYY)</p>

เอกสารสอบเทียบเครื่องมือการตรวจวิเคราะห์คุณภาพดิน



## GAS CHROMATOGRAPH TEST CERTIFICATION

Certificate No. : SV0824/22063

Instrument Type : Gas Chromatography

Model : CP-3800

Serial Number : 00734

Organization : S.P.S. Consulting Service Co., Ltd.

Address : 7 Phahonyothin Soi 24 Phahonyothin Rd. Ladyao Chatuchak Bangkok 10900

Date : 05/08/2024

### ELECTRONIC TEST

CPU	<input checked="" type="checkbox"/> PASS	<input type="checkbox"/> FAIL
LCD TEST	<input checked="" type="checkbox"/> PASS	<input type="checkbox"/> FAIL
VENT TEST	<input checked="" type="checkbox"/> PASS	<input type="checkbox"/> FAIL
KEY ECHO TEST	<input checked="" type="checkbox"/> PASS	<input type="checkbox"/> FAIL
DESTRUCTION RAM TEST	<input checked="" type="checkbox"/> PASS	<input type="checkbox"/> FAIL

### RUN CHROMATOGRAM TEST

DETECTOR : Flame Ionization Detector ( FID Channel Front)

INJECTOR : Capillary Injector Model 1079

#### GC CONDITION:

Column	80 °C hold 1 min., rate 20 °C/min. to 200 °C hold 1min.
Injector	220 °C
Detector	300 °C
Column flow	5 mL/min
Makeup flow	25 mL/min
Air flow	300 mL/min
Hydrogen flow	30 mL/min

Column:Capillary Column CP sil 5 CB 0.25 ID x 15 M

Sample: 1 µL Injection FID Test Sample 0.218 g/L C14,C15,C16 in hexane

SENSITIVITY TEST: C15. ( Area count ) = 156,955 Counts.



**Detector Sensitivity ( FID )**

Detector Response	Result	Specification
Baseline Noise ( $\mu$ V)	2.85	$\leq 50$
Baseline Drift (%)	0.09	$\leq 1$
Sensitivity ( S/N for C15)	16,400	$\geq 1,024$

**Temperature Specification**

Temperature	Set	Result	Specification
Column Oven ( $^{\circ}$ C)	80	80	$\pm 5$
Injector ( $^{\circ}$ C)	220	220	$\pm 5$
Detector ( $^{\circ}$ C)	300	300	$\pm 5$
Incubator ( $^{\circ}$ C)	60	N/A	$\pm 5$

**Relative Standard Deviation % ( % RSD)**

Checkout Procedure	Result	Specification
Area C15 ( % )	1.71	$\leq 5$
Retention Time C15( % )	0	$\leq 0.5$

APPROVAL :

Signature: Suwarot.Engineer : Suwarot TrikainutDate : 05/08/2024





บริษัท ไทยยูนิค จำกัด

THAI UNIQUE CO., LTD.

80-82 ถนนประชาธิปไตย แขวงบางขุนพรหม เขตพระนคร กรุงเทพฯ 10200

80-82 Prachathipatai Rd., Bangkhunphrom, Pranakorn, Bangkok 10200

Tel. 0-2629-0191-6, 0-2280-1787, Fax. 0-2280-1788, E-mail : thawatt@thaiunique.com, Website : www.thaiunique.com

### Results Integrated System Testing

Checkout Procedure	FID
Detector Position	Front
Inlet Type	1079 Injector
C15 Area 1	157,309
C15 Area 2	159,359
C15 Area 3	157,349
C15 Area 4	152,379
C15 Area 5	158,379
C15 Area Average	156,955
* % RSD ( < 5 % )	1.71

\* The precision specification should be less than 2.0 % RSD \*\* ( Relative Standard Deviation ) for an Auto sampler injection and less than 5 % for Manual injections. To calculate the %RSD, select the C15 peak area for each of the five ( 5 ) samples.

\*\* (Relative Standard Deviation is determined by dividing the standard deviation by the average and multiplying by 100.)

$$\% \text{ RSD} = ( \text{std.dev} / \text{avg} ) * 100$$

Compliance	<input checked="" type="checkbox"/> Pass	<input type="checkbox"/> Fail
Performance by	Samarot.	
Date	05/08/2567	



Comments	-		
Reviewed by	Samarot P.	Date	05/08/2024



VARIAN



บริษัท ไทยยูนิค จำกัด

THAI UNIQUE CO., LTD.

80-82 ถนนประชาธิปไตย แขวงบางขุนพรหม เขตพระนคร กรุงเทพฯ 10200

80-82 Prachathipatai Rd., Bangkhunphrom, Pranakorn, Bangkok 10200

Tel. 0-2629-0191-6, 0-2280-1787, Fax. 0-2280-1788, E-mail : thawatt@thaiunique.com, Website : www.thaiunique.com

### Results Integrated System Testing

Checkout Procedure	FID
Detector Position	Front
Inlet Type	1079 Injector
C15 RT 1	4.128
C15 RT 2	4.128
C15 RT 3	4.128
C15 RT 4	4.128
C15 RT 5	4.128
C15 RT Average	4.128
* % RSD ( < 0.5 % )	0

\* The precision specification should be less than 0.5 % RSD \*\* ( Relative Standard Deviation ) for an Auto sampler injection and less than 0.5 % for Manual injections. To calculate the %RSD, select the RT C15 peak for each of the five ( 5 ) samples.

\*\* (Relative Standard Deviation is determined by dividing the standard deviation by the average and multiplying by 100.)

$$\% \text{ RSD} = ( \text{std.dev} / \text{avg} ) * 100$$

Compliance	<input checked="" type="checkbox"/> Pass	<input type="checkbox"/> Fail
Performance by	Sunnarot.	
Date	05/08/2024	



Comments	-		
Reviewed by	Sunnarot P.	Date	05/08/2024



VARIAN


Title :  
Run File : f:\ \sps2024\cal2024\baseline2024002.run  
Method File : D:\Method-GC\star C\Star\TU\cal0203\baseline FID.mth  
Sample ID : Baseline2024

Injection Date: 5/8/2567 14:01      Calculation Date: 5/8/2567 14:41

Operator : watsamon                      Detector Type: 3800 (10 Volts)  
Workstation: Local Disk                  Bus Address : 44  
Instrument :                              Sample Rate : 10.00 Hz  
Channel : Front = FID                    Run Time : 39.960 min

\*\* LC Workstation Version 6.20 \*\* 02511-7390-ae7-0265 \*\*

Chart Speed = 0.56 cm/min      Attenuation = 1                  Zero Offset = 10%  
Start Time = 0.000 min      End Time = 39.960 min      Min / Tick = 1.00



Title :  
Run File : f:\ \sps2024\cal2024\baseline2024002.run  
Method File : D:\Method-GC\star C\Star\TU\cal0203\baseline FID.mth  
Sample ID : Baseline2024

Injection Date: 5/8/2567 14:01 Calculation Date: 5/8/2567 14:41

Operator : suwarot Detector Type: 3800 (10 Volts)  
Workstation: Local Disk Bus Address : 44  
Instrument : Sample Rate : 10.00 Hz  
Channel : Front = FID Run Time : 39.960 min

\*\* LC Workstation Version 6.20 \*\* 02511-7390-ae7-0265 \*\*

Run Mode : Analysis  
Peak Measurement: Peak Area  
Calculation Type: External Standard

Peak No.	Peak Name	Result ( )	Ret. Time (min)	Time Offset (min)	Area (counts)	Sep. Code	Width 1/2 (sec)	Status Codes
----	-----	-----	-----	-----	-----	-----	-----	-----
----	-----	-----	-----	-----	-----	-----	-----	-----
	Totals:	0.0000		0.000	0			

Total Unidentified Counts : 0 counts

Detected Peaks: 0 Rejected Peaks: 0 Identified Peaks: 0

Multiplier: 1 Divisor: 1 Unidentified Peak Factor: 0

Baseline Offset: -16 microVolts LSB: 1 microVolts

Noise (used): 22 microVolts - monitored before this run

Manual injection

Data Handling: No peaks

\*\*\*\*\*



Title :  
Run File : f:\sps2024\cal2024\fid2024003.run  
Method File : d:\cafid2024003-front.mth  
Sample ID : FID2024

Injection Date: 5/8/2567 9:16

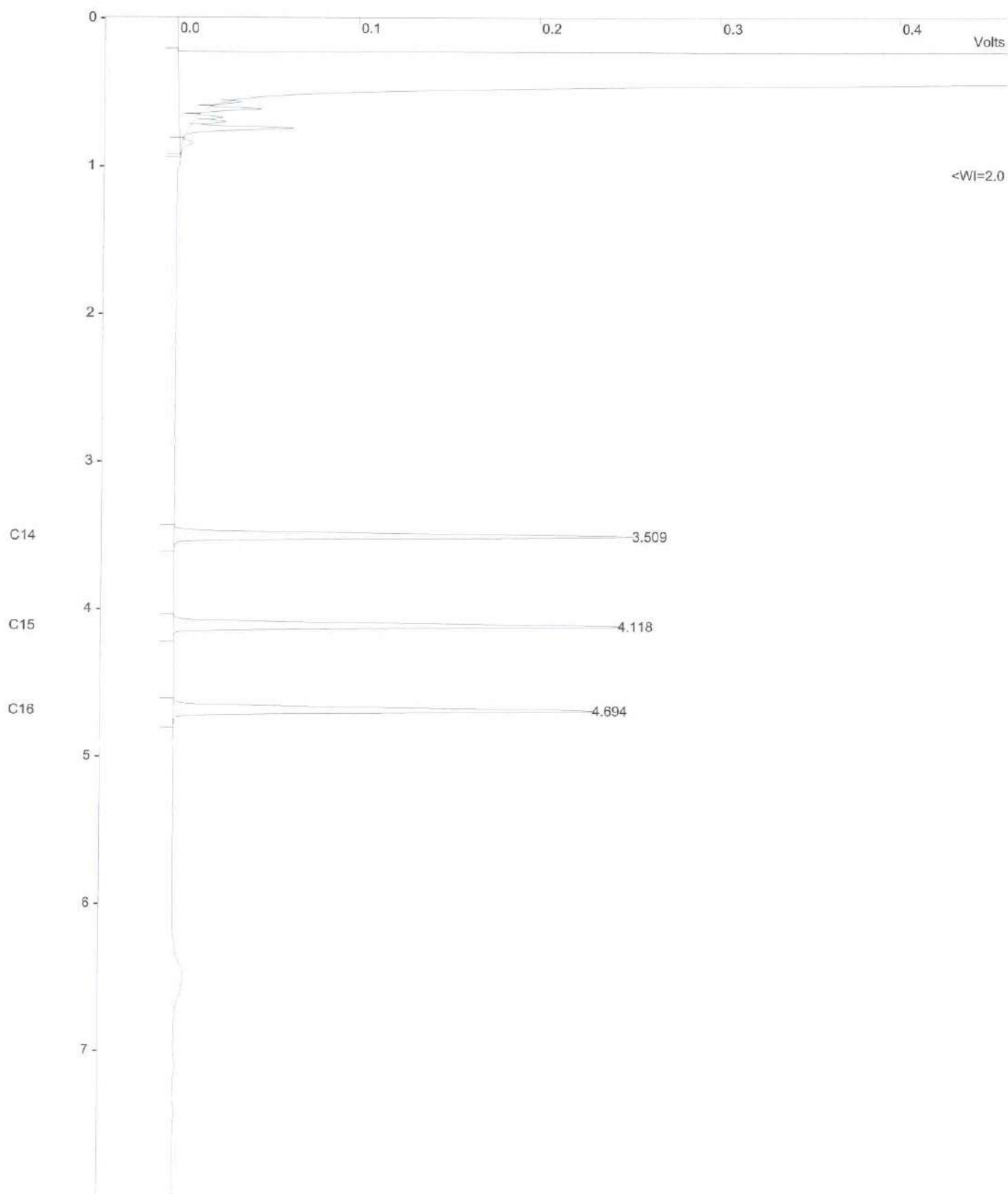
Calculation Date: 5/8/2567 9:26

Operator : suwarot  
Workstation: GC-LAB  
Instrument :  
Channel : Front = FID

Detector Type: 3800 (10 Volts)  
Bus Address : 44  
Sample Rate : 10.00 Hz  
Run Time : 7.993 min

\*\* LC Workstation Version 6.20 \*\* 02511-7390-ae7-0265 \*\*

Chart Speed = 2.83 cm/min Attenuation = 205 Zero Offset = 8%  
Start Time = 0.000 min End Time = 7.993 min Min / Tick = 1.00



Title :  
Run File : f:\sps2024\cal2024\fid2024003.run  
Method File : d:\fid2024003-front.mth  
Sample ID : FID2024

Injection Date: 5/8/2567 9:16 Calculation Date: 5/8/2567 9:26

Operator : suwarot Detector Type: 3800 (10 Volts)  
Workstation: GC-LAB Bus Address : 44  
Instrument : Sample Rate : 10.00 Hz  
Channel : Front = FID Run Time : 7.993 min

\*\* LC Workstation Version 6.20 \*\* 02511-7390-ae7-0265 \*\*

Run Mode : Analysis  
Peak Measurement: Peak Area  
Calculation Type: External Standard

Peak No.	Peak Name	Result ()	Ret. Time (min)	Time Offset (min)	Area (counts)	Sep. Code	Width 1/2 (sec)	Status Codes
1	C14	54.1202	3.509	-0.005	163565	BB	2.1	C
2	C15	53.5241	4.118	-0.005	157309	BB	2.2	C
3	C16	52.2361	4.694	0.001	146804	BB	2.3	C
Totals:		159.8804		-0.009	1704289			

Status Codes:

C - Out of calibration range

Total Unidentified Counts : 69332200 counts

Detected Peaks: 11 Rejected Peaks: 0 Identified Peaks: 3

Multiplier: 1 Divisor: 1 Unidentified Peak Factor: 0

Baseline Offset: -29 microVolts LSB: 1 microVolts

Noise (used): 28 microVolts - monitored before this run

Manual injection

Calib. out of range; No Recovery Action Specified

\*\*\*\*\*

Sample ID: **fid std**

Operator (Inj): **suwarot**

Injection Date: **05/08/2024**

Calc Date: **05/08/2024**

Run Time (min): **7.993**

Workstation: **GC-LAB**

Instrument (Inj):



**VARIAN**

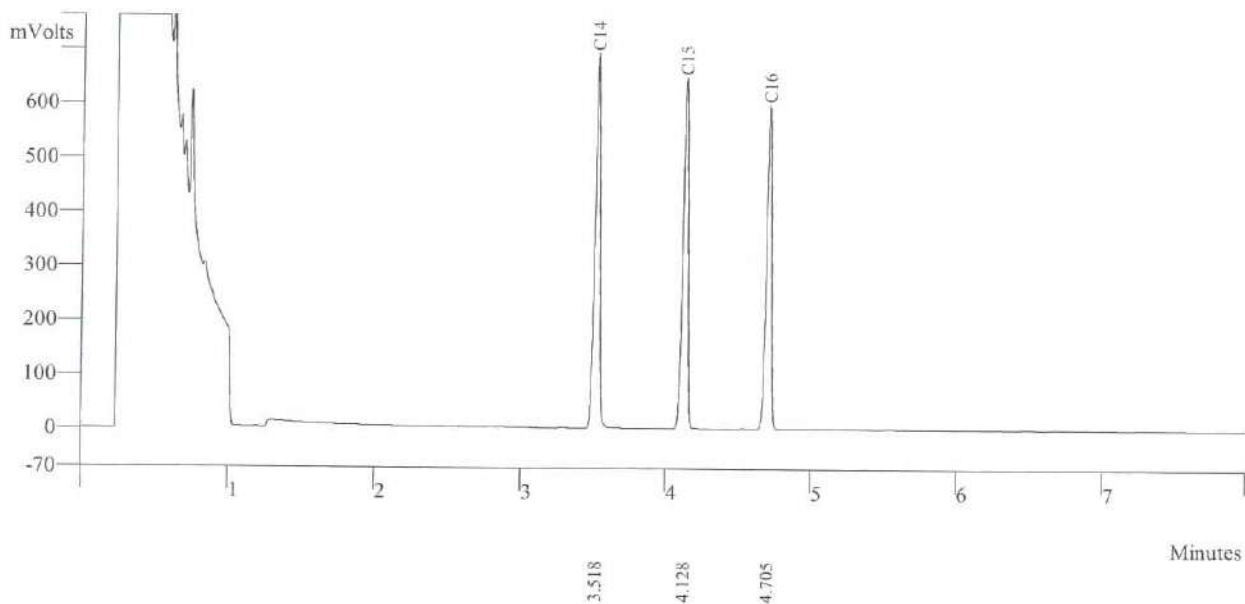
Run Mode: **Analysis**

Peak Measurement: **Peak Area**

Calculation Type: **External Std.**

c:\star\data\tu\cal2024\fid2024001.run

A = FID 10 V RESULTS



Peak No	Peak Name	Result ()	Ret Time (min)	Peak Area (counts)	Sep. Code	Width 1/2 (sec)
1	C14	152.6865	3.518	163565	BB	2.2
2	C15	147.1889	4.128	157309	BB	2.3
3	C16	138.7997	4.705	146804	BB	2.3
Totals		438.6751		467678		

Sample ID: **fid std**

Operator (Inj): **suwarot**

Injection Date: **05/08/2024**

Calc Date: **05/08/2024**

Run Time (min): **7.993**

Workstation: **GC-LAB**

Instrument (Inj):



**VARIAN**

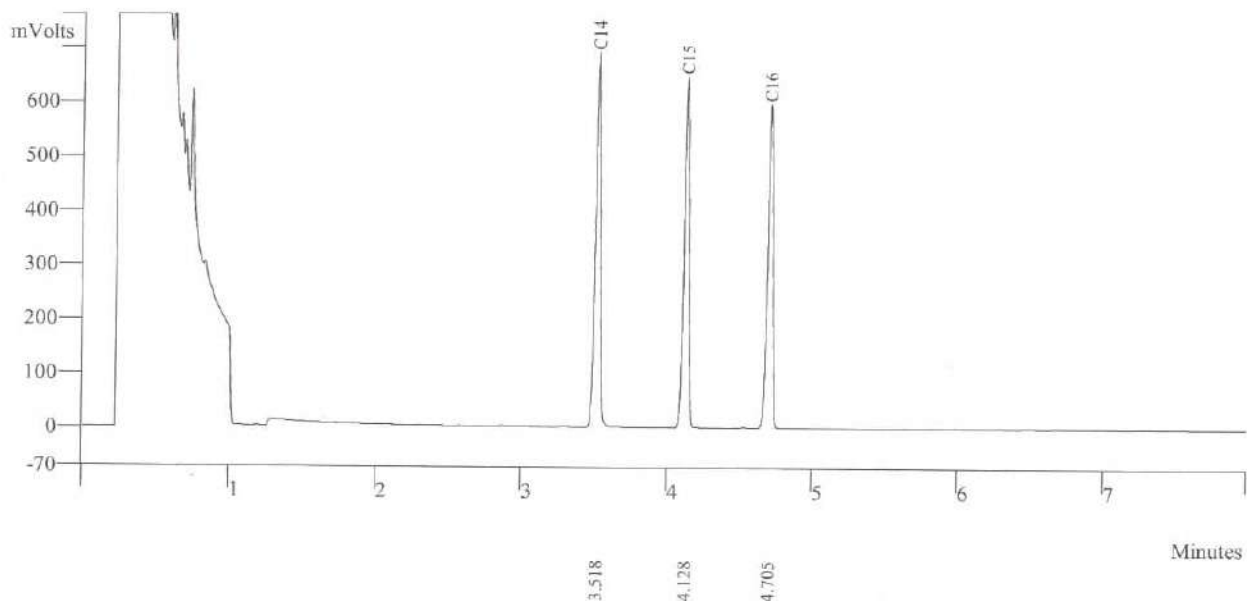
Run Mode: **Analysis**

Peak Measurement: **Peak Area**

Calculation Type: **External Std.**

c:\star\data\tu\cal2024\fid2024002.run

A = FID 10 V RESULTS



Peak No	Peak Name	Result ()	Ret Time (min)	Peak Area (counts)	Sep. Code	Width 1/2 (sec)
1	C14	152.6865	3.518	168565	BB	2.2
2	C15	137.1189	4.128	159359	BB	2.3
3	C16	128.7997	4.705	147834	BB	2.3
Totals		418.6042		475758		





Sample ID: **fid std**

Operator (Inj): **suwarot**

Injection Date: **05/08/2024**

Calc Date: **05/08/2024**

Run Time (min): **7.993**

Workstation: **GC-LAB**

Instrument (Inj):



**VARIAN**

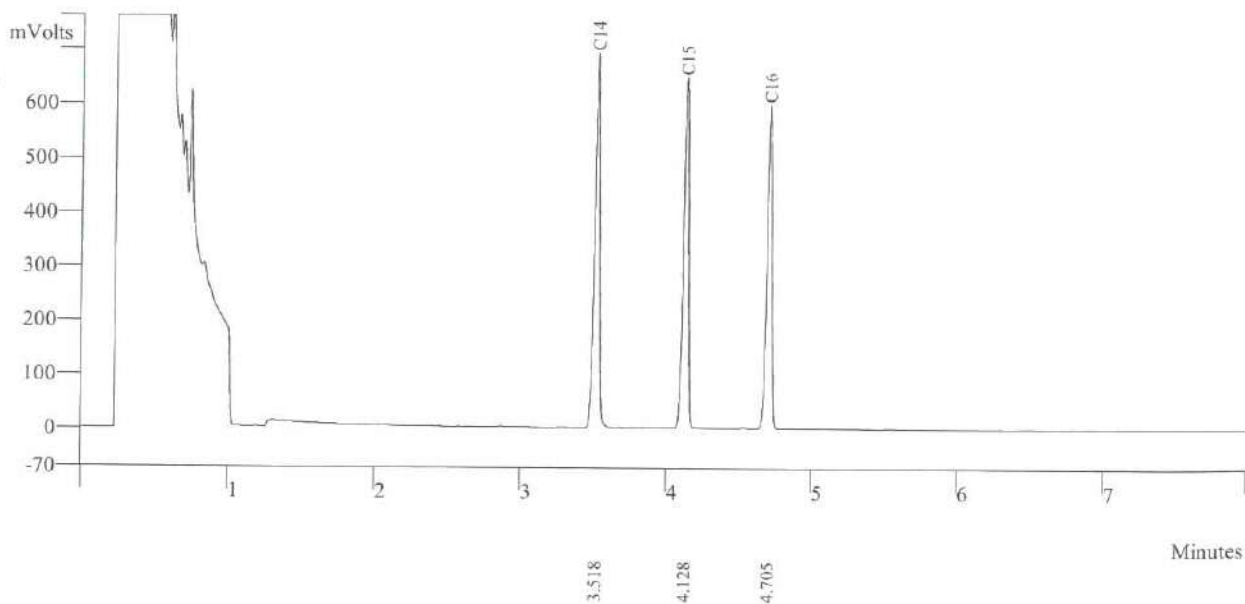
Run Mode: **Analysis**

Peak Measurement: **Peak Area**

Calculation Type: **External Std.**

c:\star\data\tu\cal2024\fid2024004.run

A = FID 10 V RESULTS



Peak No	Peak Name	Result ()	Ret Time (min)	Peak Area (counts)	Sep. Code	Width 1/2 (sec)
1	C14	162.7865	3.518	165521	BB	2.2
2	C15	157.1159	4.128	152379	BB	2.3
3	C16	138.5997	4.705	146834	BB	2.3
	Totals	458.5021		464734		

Sample ID: **fid std**

Operator (Inj): **suwarot**

Injection Date: **05/08/2024**

Calc Date: **05/08/2024**

Run Time (min): **7.993**

Workstation: **GC-LAB**

Instrument (Inj):



**VARIAN**

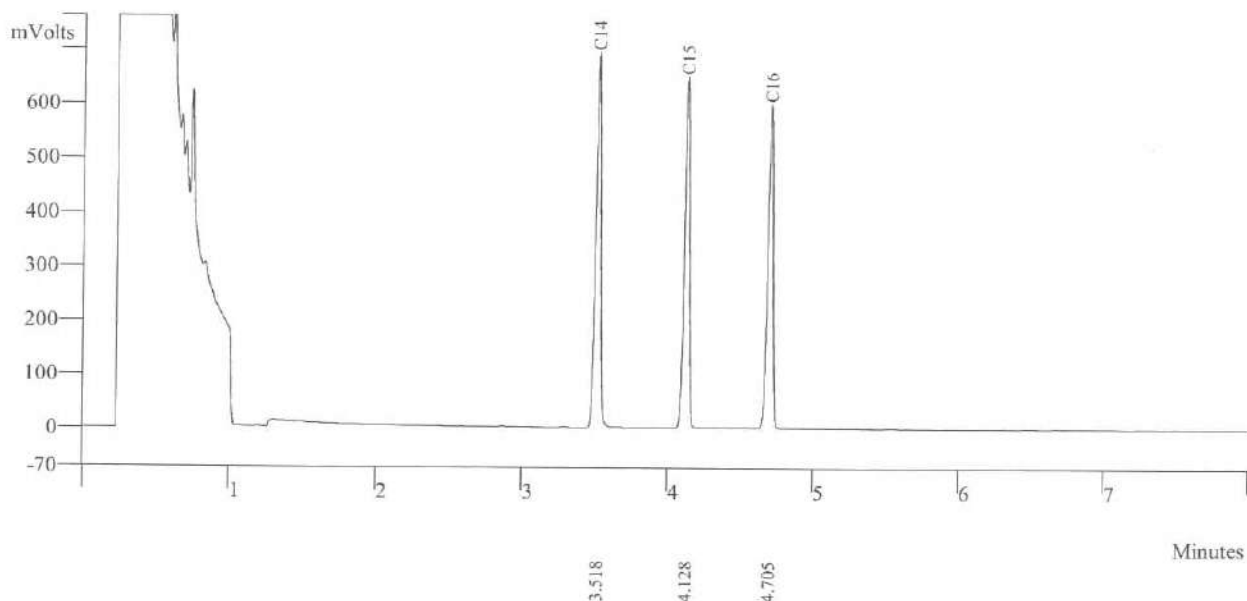
Run Mode: **Analysis**

Peak Measurement: **Peak Area**

Calculation Type: **External Std.**

c:\star\data\tu\cal2024\fid2024005.run

A = FID 10 V RESULTS



Peak No	Peak Name	Result ()	Ret Time (min)	Peak Area (counts)	Sep. Code	Width 1/2 (sec)
1	C14	162.7965	3.518	164521	BB	2.2
2	C15	137.1159	4.128	158379	BB	2.3
3	C16	128.1947	4.705	149834	BB	2.3
	Totals	428.1071		472734		



Agilent Technologies

## Certificate of Analysis

### FID-TCD Performance Evaluation Sample Kit

Agilent Part  
Number: 5080-8842, 18710-60170

Sample Lot  
Number: 0006750304

This analytical reference material was manufactured and verified in accordance with an ISO 9001 registered quality system, and the analyte concentrations were verified by an ISO 17025 accredited laboratory. The certified value for each analyte was determined gravimetrically.

**Concentrations:**

n-tetradecane	0.218 g/L ( $\pm 0.5\%$ )	0.033 w/w %
n-pentadecane	0.218 g/L ( $\pm 0.5\%$ )	0.033 w/w %
n-hexadecane	0.218 g/L ( $\pm 0.5\%$ )	0.033 w/w %

**Solvent:** hexane

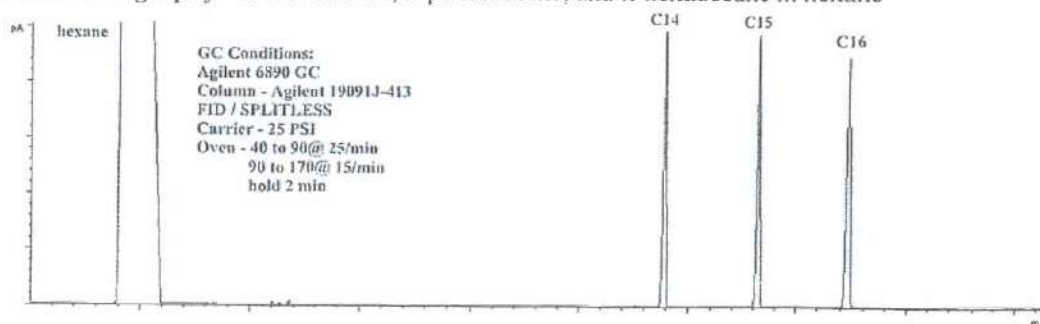
Calibrated Class A glassware and clean bottles were used in the manufacture of this standard. Balances used in the manufacture of this standard are calibrated with weights traceable to NIST in compliance with ANSI/NCSL Z-540-1 and ISO 9001.

**Purities:**

n-tetradecane	99.6%
n-pentadecane	99%
n-hexadecane	99.5%
hexane	99%

### Typical Analytical Spectrum or Chromatography

GC Chromatography – n-tetradecane, n-pentadecane, and n-hexadecane in hexane



Date of release: 30 June 2023

Date of expiration: 31 July 2025

Monica Bourgeois  
QMS Representative





## Certificate of Calibration

Certificate No.: WK2312-031-1

Page 1 of 2

Customer : THAI UNIQUE CO., LTD.  
80-82 PRACHATHIPATAI RD., BANGKHUNPHROM,  
PRANAKORN, BANGKOK 10200

Instrument : AMD Flow Meter  
Manufacturer : Agilent Technologies  
Model : G6691A  
Serial No. : MY16470347  
Identity No. : SV-DF-001  
Range : 0 ml/min to 750 ml/min  
Resolution : See to data  
Calibration Method : CP-WK-M10

Ambient Temperature :  $(23 \pm 2) ^\circ\text{C}$   
Humidity :  $(50 \pm 15) \% \text{RH}$   
Received Date : 6-Dec-23  
Calibrated Date : 7-Dec-23  
Issued Date : 12-Dec-23  
Calibrated Location : In Lab

Reference standard instruments :

<u>Instrument</u>	<u>Serial No.</u>	<u>Certificate No.</u>	<u>Due Date</u>	<u>Traceability to</u>
Flow Calibrator	140215-134	L202304114-001	18-Apr-25	MIT
Primary Flow Calibrator	1107-S	WK2305-049-5	22-May-24	WK Electric Co., Ltd.

MIT : Miracle International Technology Co., Ltd.


This result calibrate was found accurate as shown on date place of calibrate only

This certificate is traceability to the International System of Unit (SI)

The reported uncertainty of measurement was based on a standard uncertainty multiplied by a coverage factor  $k=2$ , providing a level of confidence approximately 95%

Calibrated by : Mr. Taywanat Hansuwankul

Approved by :

  
Ms. Budsagorn Patcha  
Authorized Signatory



This certificate may not be reproduced except in full unless permission for the reproduction has been obtained in writing from the laboratory.



## Calibration Results

Certificate No. : WK2312-031-1

Page 2 of 2

### Calibration Result of the Accuracy

Function : Flow Measurement

Range : 0 ml/min to 750 ml/min

Resolution : 0.01 / 0.1 / 1 ml/min

Unit : ml/min

UUC Setting		STD Reading	Error	Uncertainty ( $\pm$ )	Tolerance Limit Values (ml/min)
Scale	ml/min				
0	0.00	0.00	0.00	3.3	-0.20 ~ 0.20
50	50.7	51.15	-0.45	3.3	48.80 ~ 51.20
300	300	300.4	-0.4	3.3	298.8 ~ 306.2
450	450	450.7	-0.7	3.3	440.8 ~ 459.2
550	550	549.5	0.5	3.3	533.5 ~ 566.5
650	650	649.3	0.7	3.3	630.5 ~ 669.5
700	700	699.2	0.8	3.3	679.0 ~ 721.0

(X) Without Adjustment ( ) After Adjustment

This certificate may not be reproduced except in full unless permission for the reproduction has been obtained in writing from the laboratory.

\*\*\*\* End of Certificate\*\*\*\*



**Measuretronix Limited**  
2425/2 Lat Phrao Road, Saphan Song  
Wangthonglang, Bangkok 10310, Thailand  
Phone : 0-2514-1000, 0-2514-1234  
Fax : 0-2514-0001, 0-2514-0003  
Website : www.measuretronix.com



## Certificate of Calibration

Certificate Number : LF24-0278  
Equipment : Thermometer  
Manufacturer : Fluke  
Model : 51  
Serial Number : 5910857  
Asset Number : 5910857  
Customer : Thai Unique Co., Ltd.  
80-82 Prachathipatai Road,  
Bangkhunphrom, Pranakorn,  
Bangkok 10200  
Date of Calibrate : 26-Jun-2024  
Date of Issue : 27-Jun-2024

*This calibration certificate documents the traceability to national standards, which realize the units of measurement according to the International System of Units (SI).*

*This calibration certificate applies only to the item identified and shall not be reproduced other than in full, without specific written approved by Measuretronix Cal-Lab. Calibration certificates without signature are not valid.*

*The measurements marked with an asterisk (\*) in this certificate are outside our range of accreditation. They have been included for completeness.*

*The Calibration interval (Cal.Due) is the responsibility of the end user.*

Calibrated by

*Nanthiya Ngampring*  
Mrs. Nanthiya Ngampring  
Metrology Technician

Approved by

*A. S.*  
Mrs. Arunee Bamrungtham  
Cal-Lab Manager





Measuretronix Limited

## Calibration Report

**UUC : Fluke 51 Thermometer**

Serial No. : 5910857

Asset No. : 5910857

Procedure : CP-LF-04:Rev.02

Note : Refer to Fluke 51,52 Operator's Manual Rev 1 3/86, Oct 1985

**Certificate No. : LF24-0278**

Report data type : As-Found

Date of Calibrate : 26-Jun-2024

Date of Receive : 17-Jun-2024

Environment condition

Temperature : 23 °C ± 3 °C

Humidity : 50 %RH ± 20 %RH

Customer : Thai Unique Co., Ltd.

Address : 80-82 Prachathipatai Road,  
Bangkhunphrom, Pranakorn,  
Bangkok 10200

*Measuretronix Cal-Lab certifies that the above listed instrument meets or exceeds all specifications as stated in the referenced procedure (unless otherwise noted). The measurements are traceable to national or international measurement standards or accept fundamental or natural physical constants or have been derived by approved ratio techniques as state in the Standard Used below. The policies and procedures used comply with ISO/IEC 17025:2017.*

*This report applies only to the item identified and shall not be reproduced other than in full, without specific written approved by Measuretronix Cal-Lab.*

*The uncertainties shown are the expanded uncertainties, which calculated from the standard uncertainties multiplied by a coverage factor of  $k = 2$ , providing a measurement confidence level of approximately 95%.*

*No statement of compliance with specifications is made or implied on this certificate.*

**Remark :** *The units of uncertainty values in this report are referred to the below details :*

*"Volt" or "V" for voltage, "Ampere" or "A" for current, "Ohm" or "Ω" for resistance, "Farad" or "F" for capacitance, "Hertz" or "Hz" for frequency, "deg C" or "°C" for degree Celsius, "deg F" or "°F" for degree Fahrenheit, etc.*

### Standard Used

Serial/Asset	Description	Traceable	Cert.No.	Cal.Date	Due Date
6400011	Fluke 5500A Calibrator	NIMT	EE-0017-24	7-Mar-2024	6-Mar-2025



## Test Data

TEST	RANGE	Nominal Value	UUC Tol. (+/-)	Test Result	Error	Uncertainty (+/-)
THERMOCOUPLE MEASUREMENT CALIBRATION						
TYPE K THERMOCOUPLE						
1		-195.0 °C*	0.9 °C	-195.4 °C	-0.4 °C	0.27 °C
2		-100.0 °C	0.8 °C	-100.5 °C	-0.5 °C	0.21 °C
3		-50.0 °C	0.8 °C	-50.2 °C	-0.2 °C	0.21 °C
4		0.0 °C	0.7 °C	0.0 °C	0.0 °C	0.21 °C
5		100.0 °C	0.8 °C	100.1 °C	0.1 °C	0.21 °C
6		300.0 °C	1.0 °C	300.2 °C	0.2 °C	0.21 °C
7		500.0 °C	1.2 °C	500.1 °C	0.1 °C	0.21 °C
8		1365.0 °C	2.1 °C	1365.2 °C	0.2 °C	0.32 °C
TYPE J THERMOCOUPLE						
9		-195.0 °C*	1.0 °C	-194.4 °C	0.6 °C	0.22 °C
10		-100.0 °C	0.9 °C	-99.3 °C	0.7 °C	0.18 °C
11		-50.0 °C	0.9 °C	-49.4 °C	0.6 °C	0.18 °C
12		0.0 °C	0.8 °C	0.5 °C	0.5 °C	0.18 °C
13		100.0 °C	0.9 °C	100.4 °C	0.4 °C	0.18 °C
14		300.0 °C	1.1 °C	300.8 °C	0.8 °C	0.18 °C
15		755.0 °C	1.6 °C	755.3 °C	0.3 °C	0.18 °C

**End of Calibration Report**

# *Certificate*

It is hereby certified that

**Suwarot Trikainut**

Has successfully completed the Application Training for

**Basic Gas Chromatography and Sampler**

Training Contents were:

**Hardware Operation, Software Operation, Data analysis and**

**Troubleshooting : Model**

**CP-3800, 3900, 450-GC, 430-GC, 456-GC, 436-GC**

At Thai Unique Co., Ltd, Bangkok, Thailand

On 15<sup>th</sup> March, 2019




S. Pohtongkam

Service Manager

## ***GC Clarus 600/680 Preventive Maintenance (PM)***

<b>Company Name:</b>	<b>S.P.S. Consulting Service Co.,Ltd</b>		
<b>Address (Instrument Location):</b>	7 Soi Phaholyothin24 Phaholyothin Road, Jompol, Chatuchak, Bangkok, 10900.		
<b>Serial Number:</b>	680S14042502	<b>Service Tag:</b>	N68APSSFEMP
<b>Customer Name (if applicable):</b>	Ms.Naruecha	<b>PM number:</b>	1 of 2
<b>Service Engineer Name:</b>	Monchai Kitcharoenkeat	<b>Service Order Number:</b>	WO-
<b>Date PM Performed: (DD-MMM-YYYY)</b>	22-Feb-2025	<b>Next PM Due Date: (DD-MMM-YYYY)</b>	22-Aug-2025

<b>Part Number</b>	<b>Release</b>	<b>Publication Date</b>	
TH09370070	C	August 2016	

### **Scope**

The purpose of this PM is to ensure the continued functionality of the Clarus 600 and Clarus 680 GC by inspecting and replacing any worn or damaged parts. This service should only be performed by a trained representative of PerkinElmer. The customer should save their method before the PM begins.

### **General Instructions:**

The customer must provide the engineer operational data to demonstrate recent instrument performance prior to starting the PM. Always check with the customer before making any changes that may affect the customer's analysis or calibration, including a current back-up of system software and/or data files. The completed document should be signed by an authorized PerkinElmer and customer representative and left with the customer. Update the PM sticker and instrument logbook as required.

### **Copyright Information**

This document contains proprietary information that is protected by copyright. All rights are reserved. No part of this publication may be reproduced in any form whatsoever or translated into any language without the prior, written permission of Perkin Elmer, Inc. **Copyright © 2013 PerkinElmer, Inc.**

### **Trademarks**

Registered names, trademarks, etc. used in this document, even when not specifically marked as such, are protected by law. PerkinElmer is a registered trademark of PerkinElmer, Inc. All other trademarks and registered trademarks not owned by PerkinElmer, Inc. or its subsidiaries that are depicted herein are the property of their respective owners. **Except as specifically set forth in its terms and conditions of sale, PerkinElmer makes no Warranty of any kind with regard to this document, including, but not limited to, the implied warranties of merchantability and fitness for a particular purpose.** PerkinElmer shall not be liable for incidental or consequential damages in connection with the furnishing or use of this document.

## Component List

Component / Specific Model	Serial #	Software Version	Configuration Notes
Clarus680	680S14042502	Totalchrom6.3.2	PSS, PSS, FID,
Clarus SQ8T	648N4050804	Turbomass 6.4	
AtomX	US14113002	Tekma AtomX	

## Parts Lists

Additional Tools Required for PM				
Part Number (if applicable)	Description	Quantity	Serial #	Calibration Due Date (MM/YY)
N/A				
Additional Reagents and Standards Required for PM				
Part Number (if applicable)	Description	Quantity	Batch/Lot #	Expiration Date (MM/YY)
N/A				



## Procedure Checklist

Use (✓) to check off those steps in the checklist that have been completed.

### 1. General:

- ☒ Review the instrument performance with the customer and document any recent problems.

- ☒ Check incoming AC line voltage for proper levels and grounding.

L-N 220 Volt

L-G 220 Volt

N-G 0.33 Volt

*\*Neutral to ground not more than 0.5 volts peak to peak*

- ☒ Inspect all gas line filters and traps; Replace if necessary with customer supplied spares.

Carrier gas ☒ Helium ☐ Nitrogen ☐ Hydrogen

Moisture level ☒ Good ☐ Need to replace ☐ Other \_\_\_\_\_

Detector gas ☒ Air Zero ☒ Hydrogen ☐ Nitrogen ☐ Helium

Moisture level ☒ Good ☐ Need to replace ☐ Other \_\_\_\_\_

- ☒ Inspect the customer log book and make any appropriate PM entries.

- ☒ Leak check all fittings from the gas source to instrument.

Gas leakage ☒ Pass ☐ Fail Comment \_\_\_\_\_

- ☒ Perform general inspection of system for cleanliness.

- ☒ Inspect for functional and clean electronic cooling and oven vent fans

Electronic cooling fan ☒ Yes ☐ No

Oven cooling fan ☒ Yes ☐ No

### 2. Electronic :

- ☒ Check oven temperature. Calibrate if necessary.

Oven temperature set point 150 °C ☒ Pass ☐ Fail

- ☐ Check sub-ambient option. (If installed).

Oven temperature set point 5 °C ☐ Pass ☐ Fail

- ☒ Perform routine maintenance on detector/injector. Replace parts as necessary with customer supplied spares.

- ☒ Check flows, including split flows if applicable. Calibrate if necessary.
 

Carrier flow	Pass
Split flow	Pass
- ☒ Check detector gas flows and adjust if necessary.
 

Detector flow	Pass
---------------	------
- ☒ Autosampler installed ☒ Yes ☐ No
 

Check autosampler sensor for wear and replace if necessary.	
Vial sensor	Pass
Door sensor	Pass
Tower sensor	Pass
Plunger sensor	Pass
Elevator sensor	Pass
- ☒ Remove syringe, manually flush. Replace with customer supplied spare if necessary.
- ☒ Check firmware version. Upgrade to current levels if necessary.
 

Firmware version	<u>6.5</u>
------------------	------------
- ☒ Measure all accessible power supply voltages.
 

5 Volt	Pass
+15 Volt	Pass
-15 Volt	Pass
24 Volt	Pass
- ☒ Record all detector voltage signal.
 

Detector Channel A	<u>1.12</u>	mV.
Detector Channel B	<u>NA</u>	mV.

### 3. Diagnostics Tests:

- ☒ Run instrument diagnostics.
 

<input checked="" type="checkbox"/> BRAM	Pass
<input checked="" type="checkbox"/> EPROM	Pass
- ☒ Run Autosampler diagnostics.
 

<input checked="" type="checkbox"/> BRAM	Pass
<input checked="" type="checkbox"/> EPROM	Pass

### 4. Review:

- ☒ Review with the customer PM work performed.
- ☒ Review with the customer routine maintenance procedures.
- ☒ Discuss recommended customer-supplied materials to have on hand
- ☒ Attach PM sticker.
- ☒ Update Logbook.

## Additional Comments

Additional Comments Regarding the PM

## Review

<p><i>The preventive maintenance checks and if applicable performance tests for Clarus600/680 GC have been completed.</i></p>		
<p><i>This Clarus600/680 GC      Pass      the preventive maintenance.</i></p>		
<p><b>Review of Preventive Maintenance:</b></p>		
<p>Authorized PerkinElmer Representative:</p> <p>Monchai Kitcharoenkeat</p>	<p><i>Monchai</i></p>	<p>Date:</p> <p>22-Feb-2025 (DD-MMM-YYYY)</p>
<p>Authorized Customer Representative:</p> <p>Ms.Naruecha</p>	<p><i>Naruecha</i></p>	<p>Date:</p> <p>22-Feb-2025 (DD-MMM-YYYY)</p>

เอกสารสอบเทียบเครื่องมือการตรวจวัดระดับเสียงทั่วไป





THAILAND INSTITUTE OF SCIENTIFIC AND TECHNOLOGICAL RESEARCH (TISTR)

Request No. 21-68/0220

MTC No. EEL. BP. 44/0268

## CALIBRATION CERTIFICATE

Submitted by : S.P.S.Consulting Service Co.,Ltd.

Address : 7 Soi Phaholyothin 24, Phaholyothin Road, Jompol, Chatuchak, Bangkok 10900.

Calibrated at : Electrical and Electronic Standards Laboratory, Industrial Metrology and Testing Service Centre.  
Soi 1C, Bangpoo Industrial Estate, Sukhumvit Rd., Muang, Samutprakan 10280.

### Instrument Calibrated :

Description : Sound Calibrator

Manufacturer : ACO

Model : 2127

Serial No. : 130006

### Ambient Environment

Temperature :  $(23 \pm 3) ^\circ\text{C}$

Relative Humidity :  $(50 \pm 15) \%$

Ambient Pressure :  $(101.325 \pm 1.500) \text{ kPa}$

- Standards used :
1. Digital Function Synthesizer NF Electronic DF-193A S/N 122037.
  2. Measuring Amplifier Bruel&Kjaer 2636 S/N 1537484.
  3. Programmable Attenuator Tamagawa TPA-303A S/N OF 2214.
  4. Digital Multimeter Agilent 34401A S/N MY44005560.
  5. Pressure Transmitter Vaisala PTB202AD S/N T0650001.
  6. Audio Analyzer Panasonic VP-7722A S/N 041477D122.
  7. Condenser Microphone B&K 4180 S/N 2889871.

**Calibration Procedure:** CP-102-04 based on IEC 60942-2003; The sound pressure level generated by sound calibrator under test shall be measured by standard microphone using an insert voltage technique.

This instrument has been calibrated against standards maintained at Electrical and Electronic Standards Laboratory (EEL), which are traceable to the International System of Units through the National Institute of Metrology (Thailand).

The information on actual reading is attached herewith and the uncertainty limits quoted refer to the measured values only.

Date of Receipt : 19 Feb. 2025

Date of Calibration : 21 Feb. 2025

1 / 2  
W

The results relate only to the items tested/calibrated or value assigned.

Advertising the Report/Certificate and publicity of the results except in full are prohibited unless written permission is obtained from the governor of TISTR.

FM.BL.MTC.002 Rev.5

#### Head Office

35 Mu 3 Tambon Khlong Ha, Amphoe Khlong Luang,  
Changwat Pathumthani 12120, Thailand  
Tel. (66) 0 2577 9036  
Fax. (66) 0 2577 9009

#### Office/Laboratory

668 Mu 2 Tambon Bangpoomai, Amphoe Muang Samutprakan,  
Changwat Samutprakan 10280, Thailand  
Tel. (66) 0 2323 1672-80 ext. 115, 116  
(66) 08 3219 9440  
E-mail : mtc@tistr.or.th Website : www.tistr.or.th

#### Office

196 Phahonyothin Road, Ladyao, Chatuchak,  
Bangkok 10900, Thailand  
Tel. (66) 0 2579 1121-30 ext. 5219, 5225, 5217  
(66) 08 1889 6827

THAILAND INSTITUTE OF SCIENTIFIC AND TECHNOLOGICAL RESEARCH (TISTR)

Request No. 21-68/0220

MTC No. EEL. BP. 44/0268

The reported expanded uncertainty is based upon a standard uncertainty multiplied by a coverage factor  $k = 2$ , providing a level of confidence of approximately 95%.

Nominal Output of Unit Under Test = 94 dB re 20 $\mu$ Pa at 1000 Hz

Acoustic Output in dB re 20 $\mu$ Pa, Corrected to Reference Conditions: 101.325 kPa, 23.0 °C and 50 %RH.

1. Sound Pressure Level

Standard Microphone Type	Measured Sound Pressure Level (dB)	Deviated value (dB)	Uncertainty (dB)	Tolerance limit IEC60942:2003 Class 1
1/2 inch Bruel&Kjaer 4180	93.81	-0.19	$\pm 0.10$	$\pm 0.40$ dB

2. Frequency

Standard Microphone Type	Measured Frequency (Hz)	Deviated value (Hz)	Uncertainty (Hz)	Tolerance limit IEC60942:2003 Class 1
1/2 inch Bruel&Kjaer 4180	999.9	-0.1	$\pm 1.5$	$\pm 1.0\%$

3. Total Distortion

Standard Microphone Type	Measured Total Distortion (%)	Uncertainty (%)	Tolerance limit IEC60942:2003 Class 1
1/2 inch Bruel&Kjaer 4180	0.95	$\pm 0.50$	$\pm 3.0\%$

Note : 1. No adjustment.

2. The calibrator pressure correction was not included.

3. The microphone volume correction was not included.

Calibrated by :

  
(Mr. Weerachai Deechaiyae)

Approved by :

  
(Mr. Prawate Khuaypa)  
Director

Date of Calibration : 21 Feb. 2025

Date of Issue : 24 Feb. 2025

Electrical and Electronic Standards Laboratory  
Industrial Metrology and Testing Service Centre

Ref : 2011268021900739001

End of Certificate

2 / 2

The results relate only to the items tested/calibrated or value assigned.

Advertising the Report/Certificate and publicity of the results except in full are prohibited unless written permission is obtained from the governor of TISTR.

FM.BL.MTC.002 Rev.5

Head Office

35 Mu 3 Tambon Khlong Ha, Amphoe Khlong Luang,  
Changwat Pathumthani 12120, Thailand  
Tel. (66) 0 2577 9036  
Fax. (66) 0 2577 9009

Office/Laboratory

668 Mu 2 Tambon Bangpoornai, Amphoe Muang Samutprakan,  
Changwat Samutprakan 10280, Thailand  
Tel. (66) 0 2323 1672-80 ext. 115, 116  
(66) 08 3219 9440  
E-mail : mtc@tistr.or.th Website : www.tistr.or.th

Office

196 Phahonyothin Road, Ladyao, Chatuchak,  
Bangkok 10900, Thailand  
Tel. (66) 0 2579 1121-30 ext. 5219, 5225, 5217  
(66) 08 1889 6827



บริษัท เอส.พี.เอส. คอนซัลติ้ง เซอร์วิส จำกัด  
S.P.S. CONSULTING SERVICE CO., LTD.  
7 ซอยพหลโยธิน 24 ถนนพหลโยธิน แขวงจอมพล เขตจตุจักร กรุงเทพฯ 10900  
7 Soi Phaholyothin 24, Phaholyothin Rd., Jompol, Chatuchak, Bangkok 10900  
Tel : (662) 939-4370-72, Fax : (662) 513-4221, E-mail : sale@spscon.com., www.spscon.com

Noise R\_152/25

## Sound Level Meter Calibration Report

Acoustic Calibrator Data						
Brand	ACO			Number	AC 03/56	
Model	2127			Serial No.	130006	
Calibration Range	94 dB, 1000 Hz			Last Calibration	21 February 2025	
				Due Date	21 February 2026	

Calibration Data						
Sound Level Meter Data				Calibration Data		
SLM No.	Brand	Model	Serial No.	Date	Actual Reading [dB]	
					Before Adjustment	After Adjustment
ACO-R46	ACO	6236	00192058	11 March 2025	93.9	93.9
ACO-R47	ACO	6236	00192059	11 March 2025	93.9	93.9
ACO-R48	ACO	6236	00192060	11 March 2025	94.0	93.9
ACO-R49	ACO	6236	00192061	11 March 2025	93.9	93.9
Acoustic Certified Value : Thailand Institute of Scientific and Technological Research (TISTR)					93.81 ± 0.10 dB	

Calibrated by :

Adul Dangklom  
(Mr. Adul Dangklom)

Approved by :

Peera Detudom  
(Mr. Peera Detudom)

เอกสารสอบเทียบเครื่องมือการตรวจวิเคราะห์คุณภาพอากาศในสถานประกอบการ





บริษัท เอส.พี.เอส. คอนซัลติ้ง เซอร์วิส จำกัด

S.P.S. CONSULTING SERVICE CO., LTD.

7 ซอยพหลโยธิน 24 ถนนพหลโยธิน แขวงจอมพล เขตจตุจักร กรุงเทพฯ 10900

7 Soi Phaholyothin 24, Phaholyothin Rd., Jompol, Chatuchak, Bangkok 10900

Tel : (662) 939-4370-72, Fax : (662) 513-4221, E-mail : sale@spscon.com, www.spscon.com

### Personal Pump Calibration Report

Calibration Method : Dry Cal Primary Flowmeter

Model : Defender 510-H

S/N : 136833

#### Environmental Conditions

Temperature : 25  $\pm$  3  $^{\circ}$ C  
Pressure : 1010  $\pm$  15 mmbar

Personal Pump Data				Calibration Data								
No.	Brand	Model	Serial No.	Date	Flow Rate (mL/min)						Value From Calibration Curve	
					Setting			Actual (Q std.)				
					1	2	3	1	2	3	y	R <sup>2</sup>
R01	SKC	224-PCXR4	602467	06/01/2025	1,000	1,500	2,000	996	1,508	2,002	1.011x – 20.041	0.999
R02	SKC	224-PCXR4	626450	03/01/2025	1,000	2,000	3,000	1,001	1,502	1,999	1.008x - 15.192	0.999
R03	SKC	224-PCXR4	691592	06/01/2025	1,000	1,500	2,000	1,002	1,501	2,003	1.002x – 1.783	1.000
R04	SKC	224-PCXR4	691672	06/01/2025	1,000	1,500	2,000	999	1,499	2,007	1.007x - 10.290	1.000
R05	SKC	224-PCXR4	798470	06/01/2025	1,000	1,500	2,000	1,003	1,502	2,004	1.006x – 13.257	0.999
R06	SKC	224-PCXR4	798456	03/01/2025	1,000	1,500	2,000	1,004	1,509	2,008	1.007x - 7.980	1.000
R07	SKC	224-PCXR4	798480	07/01/2025	1,000	1,500	2,000	998	1,511	2,016	1.018x – 26.801	0.999
R08	SKC	224-PCXR4	883215	07/01/2025	1,000	1,500	2,000	994	1,510	2,011	1.016x - 24.787	0.999
R09	SKC	224-PCXR4	034650	03/01/2025	1,000	1,500	2,000	1,002	1,498	2,003	1.004x - 5.905	1.000
R10	SKC	224-PCXR4	091765	03/01/2025	1,000	1,500	2,000	1,005	1,504	2,007	1.013x - 21.216	1.000
R11	SKC	224-PCXR4	091763	03/01/2025	1,000	1,500	2,000	1,003	1,503	2,009	1.017x – 27.421	0.999
R12	SKC	224-PCXR4	091568	03/01/2025	1,000	1,500	2,000	1,001	1,497	2,011	1.008x - 9.043	1.000
R13	SKC	224-PCXR4	091638	07/01/2025	1,000	1,500	2,000	1,002	1,506	2,006	1.010x - 17.347	0.999
R14	SKC	224-PCXR4	091764	07/01/2025	1,000	1,500	2,000	995	1,509	2,009	1.016x - 27.121	0.999
R15	SKC	224-PCXR8	529457	03/01/2025	1,000	1,500	2,000	1,000	1,506	1,998	0.998x + 6.229	1.000
R16	SKC	224-PCXR8	529643	03/01/2025	1,000	1,500	2,000	993	1,504	2,003	1.011x - 20.809	1.000
R17	SKC	224-PCXR8	529645	03/01/2025	1,000	1,500	2,000	1,003	1,503	2,008	1.009x – 12.157	1.000
R18	SKC	224-PCXR8	566756	03/01/2025	1,000	1,500	2,000	996	1,495	2,001	0.998x – 1.251	1.000
R19	SKC	224-PCXR8	566802	03/01/2025	1,000	1,500	2,000	999	1,498	1,999	1.003x – 10.418	1.000
R20	SKC	224-PCXR8	529089	07/01/2025	1,000	1,500	2,000	994	1,502	1,996	1.000x – 2.818	1.000
R21	SKC	224-PCXR8	665728	07/01/2025	1,000	1,500	2,000	999	1,507	2,004	1.008x + 14.204	1.000
R22	SKC	224-PCXR8	707444	07/01/2025	1,000	1,500	2,000	997	1,496	1,997	1.008x – 17.894	1.000
R23	SKC	224-PCXR8	761067	03/01/2025	1,000	1,500	2,000	1,005	1,503	2,011	1.007x - 10.071	0.999
R24	SKC	224-PCXR8	707893	06/01/2025	1,000	1,500	2,000	995	1,506	2,008	1.014x – 21.584	1.000
R25	SKC	224-PCXR8	761052	06/01/2025	1,000	1,500	2,000	999	1,494	2,012	1.010x - 15.128	1.000
R26	SKC	224-PCXR8	707956	06/01/2025	1,000	1,500	2,000	998	1,503	1,998	1.000x - 1.995	1.000
R27	SKC	224-PCXR8	707398	06/01/2025	1,000	1,500	2,000	997	1,506	1,999	1.008x – 16.975	0.999
R28	SKC	224-PCXR8	707481	03/01/2025	1,000	1,500	2,000	1,000	1,508	2,006	1.004x - 8.483	0.999
R29	SKC	224-PCXR8	707402	03/01/2025	1,000	1,500	2,000	999	1,506	2,005	1.009x - 15.919	1.000
R30	SKC	224-PCXR8	093811	03/01/2025	1,000	1,500	2,000	997	1,511	2,001	1.004x - 7.380	1.000
R31	SKC	224-PCXR8	093183	03/01/2025	1,000	1,500	2,000	998	1,506	1,998	1.001x – 4.701	1.000
R32	SKC	224-PCXR8	671950	07/01/2025	1,000	1,500	2,000	1,004	1,499	2,009	1.005x - 8.811	1.000
R33	SKC	224-PCXR4	626254	07/01/2025	1,000	1,500	2,000	1,003	1,504	2,010	1.008x - 11.562	1.000
R34	SKC	224-PCXR4	626131	07/01/2025	1,000	1,500	2,000	997	1,508	2,003	1.006x – 10.490	1.000
R35	SKC	224-PCXR8	707460	06/01/2025	1,000	1,500	2,000	996	1,504	1,997	1.004x - 13.077	0.999
R36	SKC	224-PCXR8	707446	06/01/2025	1,000	1,500	2,000	1,004	1,498	2,002	0.996x + 5.501	1.000
R37	SKC	224-PCXR8	707432	03/01/2025	1,000	1,500	2,000	995	1,496	2,001	1.007x - 12.737	1.000
R38	SKC	224-PCXR8	707349	03/01/2025	1,000	1,500	2,000	994	1,495	1,998	1.002x – 5.061	1.000
R39	SKC	224-PCXR8	761095	03/01/2025	1,000	1,500	2,000	998	1,504	2,010	1.013x - 18.994	1.000

Calibrated by :

Adul Dangklom  
(Mr. Adul Dangklom)

Approved by :

Peera Detudom  
(Mr. Peera Detudom)



บริษัท เอส.พี.เอส. คอนซัลติ้ง เซอร์วิส จำกัด  
S.P.S. CONSULTING SERVICE CO., LTD.  
7 ซอยพหลโยธิน 24 ถนนพหลโยธิน แขวงจอมพล เขตจตุจักร กรุงเทพฯ 10900  
7 Soi Phaholyothin 24, Phaholyothin Rd., Jompol, Chaluchak, Bangkok 10900  
Tel : (662) 939-4370-72, Fax : (662) 513-4221, E-mail : sale@spicon.com, www.spicon.com

Rotameter Calibration Report (For Personal Pump High Flow Adjust)

Calibration Method : Dry Cal Primary Flowmeter

Model : Defender 510-H

S/N : 136164

Calibration Data

Rotameter Data			Calibration Data								
No.	Brand	Model	Date	Flow Rate (mL/min)						Value From Calibration Curve	
				Flow Rate (Reading)			Actual (Q std.)				
				1	2	3	1	2	3	y	R <sup>2</sup>
H-R01	Dwyer	VFB-65	07/01/2025	500	1,000	2,000	502.9	997.5	1992.8	1.000x - 0.381	0.999
H-R02	Dwyer	VFB-65	06/01/2025	500	1,000	2,000	500.6	1001.4	1998.5	1.001x - 0.360	1.000
H-R03	Dwyer	VFB-65	03/01/2025	500	1,000	2,000	502.8	998.3	2002.4	0.998x + 2.822	1.000
H-R04	Dwyer	VFB-65	03/01/2025	500	1,000	2,000	498.4	998.1	2007.2	0.997x + 3.508	1.000
H-R05	Dwyer	VFB-65	07/01/2025	500	1,000	2,000	500.8	995.2	1996.6	1.001x - 2.464	1.000
H-R06	Dwyer	VFB-65	03/01/2025	500	1,000	2,000	502.0	997.4	1995.1	1.002x - 2.873	0.999

Calibrated by :

Adul Dangklom  
(Mr. Adul Dangklom)

Approved by :

Peera Detudom  
(Mr. Peera Detudom)



บริษัท เอส.พี.เอส. คอนซัลติ้ง เซอร์วิส จำกัด  
S.P.S. CONSULTING SERVICE CO., LTD.  
7 ซอยพหลโยธิน 24 ถนนพหลโยธิน แขวงจอมพล เขตจตุจักร กรุงเทพฯ 10900  
7 Soi Phaholyothin 24, Phaholyothin Rd., Jompol, Chatuchak, Bangkok 10900  
Tel : (662) 939-4370-72, Fax : (662) 513-4221, E-mail : sale@spscon.com, www.spscon.com

# Rotameter Calibration Report (For Personal Pump Low Flow Adjust)

Calibration Method : Dry Cal Primary Flowmeter

Model : Defender 510-H

S/N : 136164

## Calibration Data

Rotameter Data			Calibration Data								
No.	Brand	Model	Date	Flow Rate (ml/min)						Value From Calibration Curve	
				Flow Rate (Reading)			Actual (Q std.)				
				1	2	3	1	2	3	y	R <sup>2</sup>
L-R01	Dwyer	VFA-21	07/01/2025	50	100	200	49.9	100.4	200.8	0.992x + 0.961	1.000
L-R02	Dwyer	VFA-21	06/01/2025	50	100	200	50.2	101.5	201.4	1.007x - 0.448	0.999
L-R03	Dwyer	VFA-21	03/01/2025	50	100	200	50.4	99.7	201.2	1.003x - 0.234	1.000
L-R04	Dwyer	VFA-21	03/01/2025	50	100	200	50.7	101.1	199.8	0.998x + 0.763	1.000
L-R05	Dwyer	VFA-21	07/01/2025	50	100	200	49.9	101.4	202.3	1.004x - 0.092	0.999
L-R06	Dwyer	VFA-21	06/01/2025	50	100	200	50.1	100.5	200.2	1.005x - 0.302	1.000

Calibrated by :

Adul Dangklom  
(Mr.Adul Dangklom)

Approved by :

Peera Detudom  
(Mr. Peera Detudom)

**Cert. No. : SP24020**

**Pages 1 of 3**

## Calibration Certificate

**Equipment :** UV-VIS SPECTROPHOTOMETER  
**Manufacturer :** PERKINELMER  
**Model :** LAMBDA 25  
**Serial No.:** 501S14123010  
**ID No.:** SP03/58  
**Calibration Mode :** WAVELENGTH ACCURACY  
PHOTOMETRIC ACCURACY

**Condition As Found :** GOOD

**Customer :** S.P.S. CONSULTING SERVICE CO., LTD.  
7 SOI PHAHOLYOTHIN 24, PHAHOLYOTHIN ROAD,  
CHOMPHON, CHATUCHAK,  
BANGKOK 10900, THAILAND.

**Location :** WET CHEMISTRY LABORATORY IV

**Ambient Temperature :** ( 28.1  $\pm$  5 ) °C  
**Relative Humidity :** ( 47.2  $\pm$  25 ) %

**Received Date :** 27 AUGUST 2024  
**Calibration Date :** 27 AUGUST 2024  
**Date of Issue :** 27 AUGUST 2024

**Calibrated by :** Nathakorn Pisutpaisan

**Approved by :**

  
( Thanakul Petchurai )



# SITHIPORN ASSOCIATES CO., LTD.

## CALIBRATION LABORATORY

451-451/1 Sirinthorn Road, Banglumru, Bangplud, Bangkok, 10700 Thailand  
Tel. +66 2433 8331 Email : calibration@sithiporn.com

SITHIPORN  
associates



Cert. No. : SP24020

Job No. : VC67SP0013

Pages : 2 of 3

### Calibration Method :

This instrument was calibrated by using on-site calibration procedure In-house method : CP-SP-01

The calibration procedure to direct measurement wavelength accuracy by using wavelength standard solution, Photometric accuracy by using absorbance standard filter and absorbance standard solution

The calibration procedure used was based on ASTM E275-01, ASTM E925-02

### Condition of this result of calibration :

#### 1. Certified reference materials

Material	Ref. type	Cell serial No.	Cert. No.	Due Date
Holmium liquid	RM-HL	29706	106864	01/11/2024
Didymium liquid	RM-DL	28912	106905	02/11/2024
Neutral density filter	RM-1N2N3N	13877	106918	03/11/2024
Potassium dichromate solutions	RM-0204060810	14204	106902	02/11/2024
Potassium Iodide solution	-	KI-0701-001	CI-0185-24	14/05/2026

2. This result of calibration was found accurate as shown on date and place of calibration only.

3. This certificate is traceable to the international system of unit maintained at :

3.1 The UK National Physical Laboratory (NPL)

3.2 The National Institute of Standards and Technology, NIST.

### Result of calibration : Wavelength Accuracy

(Without adjustment)

Material	Certified Values of Reference Material (nm)	UUC* Reading (nm)	Error (nm)	Uncertainty ± (nm)	k Factor
RM-HL	278.13	278.3	0.17	0.16	2.00
	361.25	361.4	0.15	0.16	2.00
	467.82	467.7	-0.12	0.16	2.00
	536.56	536.5	-0.06	0.16	2.00
	640.50	640.4	-0.10	0.16	2.00
RM-DL	740.09	739.9	-0.19	0.16	2.00
	864.94	865.2	0.26	0.16	2.00

UUC\* = Unit Under Calibration

*G. Petch*

# SITHIPORN ASSOCIATES CO., LTD.

## CALIBRATION LABORATORY

451-451/1 Sirinthorn Road, Bangbunru, Bangplud, Bangkok, 10700 Thailand  
Tel. +66 2433 8331 Email : calibration@sithiporn.com

SITHIPORN  
associates



Cert. No. : SP24020

Job No. : VC67SP0013

Pages : 3 of 3

### Result of calibration : Photometric Accuracy

(Without adjustment)

Material	Wavelength (nm)	Filter S/N	Nominal Absorbance (A)	Certified Absorbance (A)	UUC* Reading Absorbance (A)	Error (A)	Uncertainty ± (A)	k Factor
Neutral Density glass filter	440.0	29360	1.0	1.0517	1.0550	0.0033	0.0029	2.00
		29914	0.7	0.7445	0.7460	0.0015	0.0029	2.00
		29381	0.5	0.5416	0.5431	0.0015	0.0030	2.00
	546.1	29360	1.0	0.9821	0.9820	-0.0001	0.0028	2.00
		29914	0.7	0.6961	0.6958	-0.0003	0.0028	2.00
		29381	0.5	0.5073	0.5080	0.0007	0.0029	2.00
	590.0	29360	1.0	1.0222	1.0210	-0.0012	0.0028	2.00
		29914	0.7	0.7237	0.7221	-0.0016	0.0029	2.00
		29381	0.5	0.5361	0.5361	0.0000	0.0031	2.00
	635.0	29360	1.0	0.9753	0.9745	-0.0008	0.0028	2.00
		29914	0.7	0.6910	0.6900	-0.0010	0.0029	2.00
		29381	0.5	0.5211	0.5210	-0.0001	0.0032	2.00
Material	Wavelength (nm)	Solution (mg/l)	Certified Absorbance (A)	UUC* Reading Absorbance (A)	Error (A)	Uncertainty ± (A)	k Factor	
RM-0204060810	235.0	20	0.2422	0.2418	-0.0004	0.0101	2.00	
		40	0.4866	0.4852	-0.0014	0.0115	2.00	
		60	0.7414	0.7389	-0.0025	0.0067	2.00	
		80	0.9858	0.9842	-0.0016	0.0093	2.00	
		100	1.2442	1.2414	-0.0028	0.0086	2.00	

UUC\* = Unit Under Calibration

Condition of this result of calibration : Spectrophotometer PERKINELMER Model Lambda 25 S/N 501S14123010

Resolution of Wavelength Mode 0.1 nm

Resolution of Photometric Mode 0.0001 A

Parameter Setting

Measurement Mode Wavelength, Absorbance

Wavelength Scan 1100 nm-190 nm

Scanning Speed 7.5 nm/min

Data Pitch 0.1 nm

Band width(Wavelength) 1.0 nm

Band width(Vis) 1.0 nm

Band width(Uv) 1.0 nm

Stray Light\*\* UUC\* Reading at 220 nm

Transmission T(%)	Absorbance(A)
0.0117	3.8659

\*\*Specific Acceptance :

Transmission  $\leq$  1.0 T(%), Absorbance  $\geq$  2.0 A

\*\*Stray light not TISI Accredited


The reported uncertainty is based on a standard uncertainty multiplied by a coverage factor  $k$ , providing a level of confidence of approximately 95%

End of Calibration Certificate

*T. Ketch*

## ***GC Clarus 600/680 Preventive Maintenance (PM)***

<b>Company Name:</b>	<b>S.P.S. Consulting Service Co.,Ltd</b>		
<b>Address (Instrument Location):</b>	7 Soi Phaholyothin24 Phaholyothin Road, Jompol, Chatuchak, Bangkok, 10900.		
<b>Serial Number:</b>	680S14042502	<b>Service Tag:</b>	N68APSSFEMP
<b>Customer Name (if applicable):</b>	Ms.Naruecha	<b>PM number:</b>	1 of 2
<b>Service Engineer Name:</b>	Monchai Kitcharoenkeat	<b>Service Order Number:</b>	WO-
<b>Date PM Performed: (DD-MMM-YYYY)</b>	22-Feb-2025	<b>Next PM Due Date: (DD-MMM-YYYY)</b>	22-Aug-2025

<b>Part Number</b>	<b>Release</b>	<b>Publication Date</b>	
TH09370070	C	August 2016	

### **Scope**

The purpose of this PM is to ensure the continued functionality of the Clarus 600 and Clarus 680 GC by inspecting and replacing any worn or damaged parts. This service should only be performed by a trained representative of PerkinElmer. The customer should save their method before the PM begins.

### **General Instructions:**

The customer must provide the engineer operational data to demonstrate recent instrument performance prior to starting the PM. Always check with the customer before making any changes that may affect the customer's analysis or calibration, including a current back-up of system software and/or data files. The completed document should be signed by an authorized PerkinElmer and customer representative and left with the customer. Update the PM sticker and instrument logbook as required.

### **Copyright Information**

This document contains proprietary information that is protected by copyright. All rights are reserved. No part of this publication may be reproduced in any form whatsoever or translated into any language without the prior, written permission of Perkin Elmer, Inc. **Copyright © 2013 PerkinElmer, Inc.**

### **Trademarks**

Registered names, trademarks, etc. used in this document, even when not specifically marked as such, are protected by law. PerkinElmer is a registered trademark of PerkinElmer, Inc. All other trademarks and registered trademarks not owned by PerkinElmer, Inc. or its subsidiaries that are depicted herein are the property of their respective owners. **Except as specifically set forth in its terms and conditions of sale, PerkinElmer makes no Warranty of any kind with regard to this document, including, but not limited to, the implied warranties of merchantability and fitness for a particular purpose.** PerkinElmer shall not be liable for incidental or consequential damages in connection with the furnishing or use of this document.

## Component List

Component / Specific Model	Serial #	Software Version	Configuration Notes
Clarus680	680S14042502	Totalchrom6.3.2	PSS, PSS, FID,
Clarus SQ8T	648N4050804	Turbomass 6.4	
AtomX	US14113002	Tekma AtomX	

## Parts Lists

Additional Tools Required for PM				
Part Number (if applicable)	Description	Quantity	Serial #	Calibration Due Date (MM/YY)
N/A				
Additional Reagents and Standards Required for PM				
Part Number (if applicable)	Description	Quantity	Batch/Lot #	Expiration Date (MM/YY)
N/A				



## Procedure Checklist

Use (✓) to check off those steps in the checklist that have been completed.

### 1. General:

- ☒ Review the instrument performance with the customer and document any recent problems.

- ☒ Check incoming AC line voltage for proper levels and grounding.

L-N 220 Volt

L-G 220 Volt

N-G 0.33 Volt

*\*Neutral to ground not more than 0.5 volts peak to peak*

- ☒ Inspect all gas line filters and traps; Replace if necessary with customer supplied spares.

Carrier gas ☒ Helium ☐ Nitrogen ☐ Hydrogen

Moisture level ☒ Good ☐ Need to replace ☐ Other \_\_\_\_\_

Detector gas ☒ Air Zero ☒ Hydrogen ☐ Nitrogen ☐ Helium

Moisture level ☒ Good ☐ Need to replace ☐ Other \_\_\_\_\_

- ☒ Inspect the customer log book and make any appropriate PM entries.

- ☒ Leak check all fittings from the gas source to instrument.

Gas leakage ☒ Pass ☐ Fail Comment \_\_\_\_\_

- ☒ Perform general inspection of system for cleanliness.

- ☒ Inspect for functional and clean electronic cooling and oven vent fans

Electronic cooling fan ☒ Yes ☐ No

Oven cooling fan ☒ Yes ☐ No

### 2. Electronic :

- ☒ Check oven temperature. Calibrate if necessary.

Oven temperature set point 150 °C ☒ Pass ☐ Fail

- ☐ Check sub-ambient option. (If installed).

Oven temperature set point 5 °C ☐ Pass ☐ Fail

- ☒ Perform routine maintenance on detector/injector. Replace parts as necessary with customer supplied spares.

- ☒ Check flows, including split flows if applicable. Calibrate if necessary.
 

Carrier flow	Pass
Split flow	Pass
- ☒ Check detector gas flows and adjust if necessary.
 

Detector flow	Pass
---------------	------
- ☒ Autosampler installed ☒ Yes ☐ No
 

Check autosampler sensor for wear and replace if necessary.	
Vial sensor	Pass
Door sensor	Pass
Tower sensor	Pass
Plunger sensor	Pass
Elevator sensor	Pass
- ☒ Remove syringe, manually flush. Replace with customer supplied spare if necessary.
- ☒ Check firmware version. Upgrade to current levels if necessary.
 

Firmware version	<u>6.5</u>
------------------	------------
- ☒ Measure all accessible power supply voltages.
 

5 Volt	Pass
+15 Volt	Pass
-15 Volt	Pass
24 Volt	Pass
- ☒ Record all detector voltage signal.
 

Detector Channel A	<u>1.12</u>	mV.
Detector Channel B	<u>NA</u>	mV.

### 3. Diagnostics Tests:

- ☒ Run instrument diagnostics.
 

<input checked="" type="checkbox"/> BRAM	Pass
<input checked="" type="checkbox"/> EPROM	Pass
- ☒ Run Autosampler diagnostics.
 

<input checked="" type="checkbox"/> BRAM	Pass
<input checked="" type="checkbox"/> EPROM	Pass

### 4. Review:

- ☒ Review with the customer PM work performed.
- ☒ Review with the customer routine maintenance procedures.
- ☒ Discuss recommended customer-supplied materials to have on hand
- ☒ Attach PM sticker.
- ☒ Update Logbook.

## Additional Comments

Additional Comments Regarding the PM

## Review

<p><i>The preventive maintenance checks and if applicable performance tests for Clarus600/680 GC have been completed.</i></p>		
<p><i>This Clarus600/680 GC      Pass      the preventive maintenance.</i></p>		
<p><b>Review of Preventive Maintenance:</b></p>		
<p>Authorized PerkinElmer Representative:</p> <p>Monchai Kitcharoenkeat</p>	<p><i>Monchai</i></p>	<p>Date:</p> <p>22-Feb-2025 (DD-MMM-YYYY)</p>
<p>Authorized Customer Representative:</p> <p>Ms.Naruecha</p>	<p><i>Naruecha</i></p>	<p>Date:</p> <p>22-Feb-2025 (DD-MMM-YYYY)</p>



บริษัท เอส.พี.เอส. คอนซัลติ้ง เซอร์วิส จำกัด  
S.P.S. CONSULTING SERVICE CO., LTD.  
7 ซอยพหลโยธิน 24 ถนนพหลโยธิน แขวงจอมพล เขตจตุจักร กรุงเทพฯ 10900  
7 Soi Phaholyothin 24, Phaholyothin Rd., Jomplad, Chatuchak, Bangkok 10900  
Tel : (662) 939-4370-72, Fax : (662) 513-4221, E-mail : sale@spscon.com, www.spscon.com

Calibration Report Total Hydrocarbon Analyzer			
Date :	04 February 2025	Brand :	HORIBA
No.	B01	Model :	APHA-360CE
		Serial No.	4211954001
Calibrator (Dilution System)			
Brand :	Teledyne	Model :	700
Last Cal. Date :	29 October 2024	Serial No.	421
Reference Standard Gas			
Standard Gas :	Methane (CH <sub>4</sub> )	Cylinder No.	D612165
Certified Date :	25 February 2023	Expired Date :	25 February 2031
		Cylinder Conc.	453 ppm
Calibrating Condition			
Pressure	1011 mmbar	Temp.	24.5 °C
		% RH	50
		Start Time :	1:00 PM
Pre-Calibration Checks			
Change Particulate Filter	Yes	Station Temp :	25.0 °C
Leak Test	Yes		
Calibration Setting			
Span Set Point	Initial Reading (Before Adj)		Final Reading (After Adj)
	Expected Concentration (PPM)	Analyzer Response (PPM)	Analyzer Response (PPM)
Zero	0	-0.10	0
Span	10	10.04	10
Calibration Setting (Final)			
Span Instrument Gain:	0.996	Finish Time:	2:00 PM
APHA-360 Total Hydrocarbon Analyzer			
Test Values	Observed Value	Units	Nominal Range
Signal (CH <sub>4</sub> )	911.5	mV	800-1,350
Signal (THC)	917.2	mV	800-1,350
Detector	78.1	kPa	((Pressure Air/1013)x100)-20 ± 4 kPa
Purifier	19.3	kPa	8 - 25
NMC	258.8	°C	260 ± 10
Bypass	0.9	L / min	0.9 ± 0.3
Over Flow	0.8	L / Min	0.8

Calibrated by :

Adul Dangklom  
(Mr. Adul Dangklom)

Approved by :

Peera Detudom  
(Mr. Peera Detudom)





บริษัท เอส.พี.เอส. คอนซัลติ้ง เซอร์วิส จำกัด  
S.P.S. CONSULTING SERVICE CO., LTD.  
7 ซอยพหลโยธิน 24, พหลโยธิน แขวงจตุจักร กรุงเทพฯ 10900  
Tel : (662) 939-4370-72, Fax : (662) 513-4221, E-mail : sale@spicon.com, www.spicon.com

Calibration Report Total Hydrocarbon Analyzer			
Date :	04 February 2025	Brand :	HORIBA
		Model :	APHA-370
No.	R01	Serial No.	WDDDN38N
Calibrator (Dilution System)			
Brand :	Teledyne	Model :	700
Last Cal. Date :	29 October 2024	Serial No. :	421
Reference Standard Gas			
Standard Gas :	Methane (CH <sub>4</sub> )	Cylinder No. :	D612165
Certified Date :	25 February 2023	Expired Date :	25 February 2031
		Cylinder Conc. :	453 ppm
Calibrating Condition			
Pressure	1011 mmbar	Temp.	24.5 °C
		% RH	50
		Start Time :	3:00 PM
Pre-Calibration Checks			
Change Particulate Filter	Yes	Station Temp :	25.0 °C
Leak Test	Yes		
Calibration Setting			
Span Set Point	Initial Reading (Before Adj)		Final Reading (After Adj)
	Expected Concentration (PPM)	Analyzer Response (PPM)	Analyzer Response (PPM)
Zero	0	0.10	0
Span	10	10.03	10
Calibration Setting (Final)			
Span Instrument Gain:	0.997	Finish Time:	4:00 PM
APHA-360 Total Hydrocarbon Analyzer			
Test Values	Observed Value	Units	Nominal Range
Signal (CH <sub>4</sub> )	910.7	mV	800-1,350
Signal (THC)	915.8	mV	800-1,350
Detector	78.0	kPa	((Pressure Air/1013)x100)-20 ± 4 kPa
Purifier	19.1	kPa	8 - 25
NMC	259.2	°C	260 ± 10
Bypass	0.9	L / min	0.9 ± 0.3
Over Flow	0.8	L / Min	0.8

Calibrated by :

Adul Dangklom  
(Mr. Adul Dangklom)

Approved by :

Peera Detudom  
(Mr. Peera Detudom)



บริษัท เอส.พี.เอส. คอนซัลติ้ง เซอร์วิส จำกัด  
S.P.S. CONSULTING SERVICE CO., LTD.  
7 ซอยพหลโยธิน 24 ถนนพหลโยธิน แขวงจตุจักร กรุงเทพฯ 10900  
7 Soi Phaholyothin 24, Phaholyothin Rd., Jompoi, Chatuchak, Bangkok 10900  
Tel : (662) 939-1370-72, Fax : (662) 513-4221, E-mail : sales@spscon.com, www.spscon.com

Calibration Report Total Hydrocarbon Analyzer			
Date : 06 February 2025		Brand : HORIBA	Model : APHA-370
No. R02		Serial No. 6F3AC3V4	
Calibrator (Dilution System)			
Brand : Teledyne		Model : 700	
Last Cal. Date : 29 October 2024		Serial No. : 421	
Reference Standard Gas			
Standard Gas : Methane (CH <sub>4</sub> )		Cylinder No. : D612165	
Certified Date : 25 February 2023	Expired Date : 25 February 2031	Cylinder Conc. : 453 ppm	
Calibrating Condition			
Pressure : 1011 mmbar	Temp. : 24.5 °C	% RH : 50	Start Time : 9:00 AM
Pre-Calibration Checks			
Change Particulate Filter : Yes	Station Temp : 25.0 °C		
Leak Test : Yes			
Calibration Setting			
Span Set Point	Initial Reading (Before Adj)		Final Reading (After Adj)
	Expected Concentration (PPM)	Analyzer Response (PPM)	Analyzer Response (PPM)
Zero	0	0.11	0
Span	10	10.05	10
Calibration Setting (Final)			
Span Instrument Gain : 0.995	Finish Time : 10:00 AM		
APHA-360 Total Hydrocarbon Analyzer			
Test Values	Observed Value	Units	Nominal Range
Signal (CH <sub>4</sub> )	911.6	mV	800-1,350
Signal (THC)	916.4	mV	800-1,350
Detector	77.9	kPa	((Pressure Air/1013)x100)-20 ± 4 kPa
Purifier	19.2	kPa	8 - 25
NMC	258.5	°C	260 ± 10
Bypass	0.9	L / min	0.9 ± 0.3
Over Flow	0.8	L / Min	0.8

Calibrated by : Adul Dangklom  
(Mr. Adul Dangklom)

Approved by : Peera Detudom  
(Mr. Peera Detudom)



บริษัท เอส.พี.เอส. คอนซัลติ้ง เซอร์วิส จำกัด  
S.P.S. CONSULTING SERVICE CO., LTD.  
7 ซอยพหลโยธิน 24 ถนนพหลโยธิน แขวงจอมพล เขตจตุจักร กรุงเทพฯ 10900  
7 Soi Phaholyothin 24, Phaholyothin Rd., Jompol, Chatuchak, Bangkok 10900  
Tel : (662) 939-4370-72, Fax : (662) 513-4221, E-mail : sale@spscon.com, www.spscon.com

Calibration Report Total Hydrocarbon Analyzer			
Date : 05 February 2025		Brand : HORIBA	Model : APHA-370
No. R03		Serial No. AEENMBBT	
Calibrator (Dilution System)			
Brand : Teledyne		Model : 700	
Last Cal. Date : 29 October 2024		Serial No. : 421	
Reference Standard Gas			
Standard Gas : Methane (CH <sub>4</sub> )		Cylinder No. : D612165	
Certified Date : 25 February 2023	Expired Date : 25 February 2031		Cylinder Conc. : 453 ppm
Calibrating Condition			
Pressure : 1011 mmbar	Temp. : 24.5 °C	% RH : 50	Start Time : 10:00 AM
Pre-Calibration Checks			
Change Particulate Filter : Yes	Station Temp : 25.0 °C		
Leak Test : Yes			
Calibration Setting			
Span Set Point	Initial Reading (Before Adj)		Final Reading (After Adj)
	Expected Concentration (PPM)	Analyzer Response (PPM)	Analyzer Response (PPM)
Zero	0	0.10	0
Span	10	10.02	10
Calibration Setting (Final)			
Span Instrument Gain: 0.998	Finish Time: 11:00 AM		
APHA-360 Total Hydrocarbon Analyzer			
Test Values	Observed Value	Units	Nominal Range
Signal (CH <sub>4</sub> )	910.8	mV	800-1,350
Signal (THC)	915.4	mV	800-1,350
Detector	78.2	kPa	((Pressure Air/1013)x100)-20 ± 4 kPa
Purifier	19.0	kPa	8 - 25
NMC	259.1	°C	260 ± 10
Bypass	0.9	L / min	0.9 ± 0.3
Over Flow	0.8	L / Min	0.8

Calibrated by :

Adul Dangklom  
(Mr. Adul Dangklom)

Approved by :

Peera Detudom  
(Mr. Peera Detudom)





บริษัท เอส.พี.เอส. คอนซัลติ้ง เซอร์วิส จำกัด  
S.P.S. CONSULTING SERVICE CO., LTD.  
7 ซอยพหลโยธิน 24 ถนนพหลโยธิน แขวงจอมพล เขตจตุจักร กรุงเทพฯ 10900  
7 Soi Phaholyothin 24, Phaholyothin Rd., Jompol, Chatuchak, Bangkok 10900  
Tel : (662) 939-4370-72, Fax : (662) 513-4221, E-mail : sale@spscon.com, www.spscon.com

Personal Pump Calibration Report

Calibration Method : Dry Cal Primary Flowmeter

Model : Defender 510-H

S/N : 136164

Environmental Conditions

Temperature : 25 ± 3 °C  
Pressure : 1010 ± 15 mmbar

Personal Pump Data				Calibration Data								
No.	Brand	Model	Serial No.	Date	Flow Rate (ml/min)						Value From Calibration Curve	
					Setting			Actual (Q std.)				
					1	2	3	1	2	3	y	R <sup>2</sup>
B01	SKC	224-PCXR4	262101	01/04/2025	1,000	1,500	2,000	998	1,494	2,002	1.001x - 3.594	1.000
B02	SKC	224-PCXR4	626166	01/04/2025	1,000	1,500	2,000	995	1,508	2,003	1.008x - 12.605	1.000
B03	SKC	224-PCXR4	612968	03/04/2025	1,000	1,500	2,000	1,003	1,502	2,006	1.006x - 7.796	1.000
B04	SKC	224-PCXR4	602804	03/04/2025	1,000	1,500	2,000	1,001	1,499	2,013	1.004x - 7.060	0.999
B05	SKC	224-PCXR4	612693	03/04/2025	1,000	1,500	2,000	1,004	1,498	2,007	1.003x - 2.455	1.000
B06	SKC	224-PCXR4	262188	03/04/2025	1,000	1,500	2,000	1,003	1,512	2,004	1.000x + 0.696	1.000
B07	SKC	224-PCXR4	626262	03/04/2025	1,000	1,500	2,000	1,012	1,504	1,996	0.994x + 10.330	0.999
B08	SKC	224-PCXR4	626100	02/04/2025	1,000	1,500	2,000	996	1,511	2,007	1.010x - 14.048	1.000
B09	SKC	224-PCXR4	626479	03/04/2025	1,000	1,500	2,000	999	1,510	2,003	1.003x - 4.677	1.000
B10	SKC	224-PCXR4	091950	03/04/2025	1,000	1,500	2,000	1,002	1,498	2,004	1.004x - 6.544	1.000
B11	SKC	224-PCXR8	564315	04/04/2025	1,000	1,500	2,000	1,013	1,505	2,010	1.002x + 2.171	1.000
B12	SKC	224-PCXR4	034656	04/04/2025	1,000	1,500	2,000	1,004	1,506	2,009	1.008x - 9.391	1.000
B13	SKC	224-PCXR4	602073	03/04/2025	1,000	1,500	2,000	1,001	1,497	2,012	1.009x - 9.643	1.000
B14	SKC	224-PCXR4	626313	03/04/2025	1,000	1,500	2,000	1,004	1,515	1,997	1.002x - 1.275	0.999
B15	SKC	224-PCXR4	626474	03/04/2025	1,000	1,500	2,000	999	1,497	1,996	1.000x - 2.511	1.000
B16	SKC	224-PCXR4	626477	03/04/2025	1,000	1,500	2,000	1,012	1,504	2,007	0.997x + 8.160	1.000
B17	SKC	224-PCXR4	626860	01/04/2025	1,000	1,500	2,000	997	1,506	1,999	1.001x - 1.435	1.000
B18	SKC	224-PCXR4	691484	02/04/2025	1,000	1,500	2,000	1,007	1,493	2,005	0.998x + 4.350	1.000
B19	SKC	224-PCXR4	691599	03/04/2025	1,000	1,500	2,000	1,004	1,513	2,001	1.003x - 2.043	1.000
B20	SKC	224-PCXR4	691587	03/04/2025	1,000	1,500	2,000	999	1,504	1,998	0.999x + 0.556	1.000
B21	SKC	224-PCXR4	691531	03/04/2025	1,000	1,500	2,000	1,004	1,499	1,997	1.003x - 7.572	0.999
B22	SKC	224-PCXR4	691654	04/04/2025	1,000	1,500	2,000	1,008	1,504	2,006	1.005x - 4.941	1.000
B23	SKC	224-PCXR4	798393	04/04/2025	1,000	1,500	2,000	995	1,499	1,998	1.002x - 4.953	1.000
B24	SKC	224-PCXR4	626363	04/04/2025	1,000	1,500	2,000	1,002	1,501	1,996	0.999x - 1.539	1.000
B25	SKC	224-PCXR4	798489	04/04/2025	1,000	1,500	2,000	1,010	1,515	2,001	0.990x + 16.203	0.999
B26	SKC	224-PCXR4	798479	03/04/2025	1,000	1,500	2,000	999	1,492	1,999	0.998x - 0.596	1.000
B27	SKC	224-PCXR4	691673	03/04/2025	1,000	1,500	2,000	996	1,498	2,002	1.004x - 6.496	1.000
B28	SKC	224-PCXR4	691570	03/04/2025	1,000	1,500	2,000	1,004	1,499	1,994	0.993x + 8.068	1.000
B29	SKC	224-PCXR4	626472	03/04/2025	1,000	1,500	2,000	1,001	1,501	1,996	0.994x + 9.367	1.000
B30	SKC	224-PCXR4	691489	01/04/2025	1,000	1,500	2,000	996	1,507	2,003	1.006x - 12.489	1.000
B31	SKC	224-PCXR4	691509	02/04/2025	1,000	1,500	2,000	1,010	1,509	2,008	1.003x - 3.858	0.999
B32	SKC	224-PCXR4	091567	02/04/2025	1,000	1,500	2,000	996	1,497	1,997	0.998x - 0.764	1.000
B33	SKC	224-PCXR4	091756	03/04/2025	1,000	1,500	2,000	998	1,508	2,006	1.007x - 13.441	0.999
B34	SKC	224-PCXR4	612962	03/04/2025	1,000	1,500	2,000	1,004	1,494	1,995	0.993 + 8.471	1.000
B35	SKC	224-PCXR4	602682	03/04/2025	1,000	1,500	2,000	999	1,491	2,001	1.000x - 2.275	1.000
B36	SKC	224-PCXR4	626164	03/04/2025	1,000	1,500	2,000	1,004	1,499	1,997	0.995x + 5.109	1.000
B37	SKC	224-PCXR4	626256	03/04/2025	1,000	1,500	2,000	998	1,503	1,996	0.996x + 5.729	1.000
B38	SKC	224-PCXR4	626167	03/04/2025	1,000	1,500	2,000	996	1,509	2,004	1.008x - 15.248	0.999
B39	SKC	224-PCXR4	034637	02/04/2025	1,000	1,500	2,000	1,006	1,505	2,010	1.011x - 15.064	0.999
B40	SKC	224-PCXR4	798349	03/04/2025	1,000	1,500	2,000	997	1,510	2,008	1.012x - 19.381	1.000

Calibrated by :

Adul Dangklom  
(Mr. Adul Dangklom)

Approved by :

Peera Detudom  
(Mr. Peera Detudom)





บริษัท เอส.พี.เอส. คอนซัลติ้ง เซอร์วิส จำกัด

S.P.S. CONSULTING SERVICE CO., LTD.

7 ซอยพลโยธิน 24 ถนนพลโยธิน แขวงจอมพล เขตจตุจักร กรุงเทพฯ 10900

7 Soi Phaholyothin 24, Phaholyothin Rd., Jompol, Chatuchak, Bangkok 10900

Tel : (662) 939-4370-72 Fax : (662) 513-4221, E-mail : sale@spscon.com, www.spscon.com

Personal Pump Calibration Report

Calibration Method : Dry Cal Primary Flowmeter

Model : Defender 510-H

S/N : 136164

Environmental Conditions

Temperature : 25  $\pm$  3  $^{\circ}$ C  
Pressure : 1010  $\pm$  15 mmbar

Personal Pump Data				Calibration Data								
No.	Brand	Model	Serial No.	Date	Flow Rate (mL/min)						Value From Calibration Curve	
					Setting			Actual (Q std.)				
					1	2	3	1	2	3	y	R <sup>2</sup>
B41	SKC	224-PCXR4	612669	03/04/2025	1,000	1,500	2,000	1,005	1,502	2,004	1.005x - 8.923	1.000
B42	SKC	224-PCXR4	626041	03/04/2025	1,000	1,500	2,000	1,004	1,501	2,008	1.009x - 13.856	1.000
B43	SKC	224-PCXR4	034636	01/04/2025	1,000	1,500	2,000	1,012	1,497	1,996	0.990x + 15.132	1.000
B44	SKC	224-PCXR8	529341	01/04/2025	1,000	1,500	2,000	1,011	1,511	2,008	1.002x - 0.860	0.999
B45	SKC	224-PCXR8	529594	04/04/2025	1,000	1,500	2,000	993	1,512	2,003	1.009x - 14.476	1.000
B46	SKC	224-PCXR8	566743	04/04/2025	1,000	1,500	2,000	1,008	1,508	2,008	1.000x - 0.100	0.999
B47	SKC	224-PCXR8	566747	04/04/2025	1,000	1,500	2,000	999	1,510	2,010	1.010x - 14.444	1.000
B48	SKC	224-PCXR8	566753	01/04/2025	1,000	1,500	2,000	1,010	1,506	2,006	0.999x + 2.782	1.000
B49	SKC	224-PCXR8	566780	04/04/2025	1,000	1,500	2,000	1,003	1,504	2,004	1.003x - 2.183	1.000
B50	SKC	224-PCXR8	500400	04/04/2025	1,000	1,500	2,000	1,002	1,493	1,995	0.994x + 5.841	1.000
B51	SKC	224-PCXR8	500363	04/04/2025	1,000	1,500	2,000	998	1,511	2,011	1.013x - 19.465	0.999
B52	SKC	224-PCXR8	093186	02/04/2025	1,000	1,500	2,000	997	1,505	2,006	1.008x - 12.641	1.000
B53	SKC	224-PCXR8	707670	02/04/2025	1,000	1,500	2,000	1,004	1,503	2,007	1.007x - 7.992	1.000
B54	SKC	224-PCXR3	509821	02/04/2025	1,000	1,500	2,000	1,005	1,504	2,008	1.010x - 15.060	0.999
B55	SKC	224-PCXR3	510710	02/04/2025	1,000	1,500	2,000	1,001	1,495	1,997	0.996x + 5.073	1.000
B56	SKC	224-PCXR3	511450	02/04/2025	1,000	1,500	2,000	1,005	1,494	1,996	0.991x - 13.385	1.000
B57	SKC	224-PCXR3	510798	03/04/2025	1,000	1,500	2,000	997	1,511	2,009	1.014x - 21.540	0.999
B58	SKC	224-PCXR3	509852	03/04/2025	1,000	1,500	2,000	1,006	1,493	2,002	1.001x - 4.094	1.000
B59	SKC	224-PCXR3	509862	03/04/2025	1,000	1,500	2,000	995	1,502	2,003	1.012x - 21.564	1.000
B60	SKC	224-PCXR3	512655	03/04/2025	1,000	1,500	2,000	998	1,507	2,004	1.010x - 18.510	0.999
B61	SKC	224-PCXR3	503915	03/04/2025	1,000	1,500	2,000	997	1,499	2,001	1.002x - 4.374	1.000
B62	SKC	224-PCXR3	505975	01/04/2025	1,000	1,500	2,000	1,002	1,503	2,005	1.008x - 11.138	1.000
B63	SKC	224-PCXR3	511432	04/04/2025	1,000	1,500	2,000	998	1,502	1,996	0.996x + 3.970	1.000
B64	SKC	224-PCXR3	508302	04/04/2025	1,000	1,500	2,000	1,005	1,509	2,008	1.009x - 10.402	1.000
B65	SKC	224-PCXR3	508310	04/04/2025	1,000	1,500	2,000	1,004	1,503	2,007	1.010x - 14.088	1.000
B66	SKC	224-PCXR3	509861	04/04/2025	1,000	1,500	2,000	1,003	1,504	2,010	1.008x - 12.369	1.000
B67	SKC	224-PCXR3	506295	04/04/2025	1,000	1,500	2,000	1,002	1,498	2,004	0.998x + 4.290	1.000
B68	SKC	224-PCXR3	505872	04/04/2025	1,000	1,500	2,000	999	1,504	1,998	1.000x + 0.436	1.000
B69	SKC	224-PCXR3	508375	02/04/2025	1,000	1,500	2,000	1,004	1,498	2,002	0.996x + 5.501	1.000
B70	SKC	224-PCXR3	510623	02/04/2025	1,000	1,500	2,000	996	1,497	2,005	1.005x - 8.735	1.000
B71	SKC	224-PCXR3	508367	02/04/2025	1,000	1,500	2,000	1,013	1,505	2,009	1.000x + 3.294	0.999
B72	SKC	224-PCXR3	505977	02/04/2025	1,000	1,500	2,000	997	1,494	2,003	1.006x - 11.350	1.000
B73	SKC	224-PCXR3	512606	01/04/2025	1,000	1,500	2,000	1,010	1,507	2,004	0.998x + 5.129	1.000
B74	SKC	224-PCXR3	505993	01/04/2025	1,000	1,500	2,000	998	1,499	2,010	1.009x - 11.942	1.000
B75	SKC	224-PCXR3	509820	01/04/2025	1,000	1,500	2,000	995	1,511	2,004	1.011x - 18.966	0.999
B76	SKC	224-PCXR3	509811	01/04/2025	1,000	1,500	2,000	998	1,504	2,010	1.012x - 20.993	0.999
B77	SKC	224-PCXR3	508301	03/04/2025	1,000	1,500	2,000	1,007	1,509	2,008	1.001x + 3.750	1.000
B78	SKC	224-PCXR3	510677	04/04/2025	1,000	1,500	2,000	998	1,508	2,001	1.003x - 3.278	1.000
B79	SKC	224-PCXR3	510920	04/04/2025	1,000	1,500	2,000	1,001	1,501	1,994	0.999x - 1.819	1.000

Calibrated by :

Adul Dangklom  
(Mr. Adul Dangklom)

Approved by :

(Mr. Peera Detudom)



บริษัท เอส.พี.เอส. คอนซัลติ้ง เซอร์วิส จำกัด  
**S.P.S. CONSULTING SERVICE CO., LTD.**  
 7 ซอยพหลโยธิน 24 ถนนพหลโยธิน แขวงจอมพล เขตจตุจักร กรุงเทพฯ 10900  
 7 Soi Phaholyothin 24, Phaholyothin Rd., Jompol, Chatuchak, Bangkok 10900  
 Tel : (662) 939-4370-72, Fax : (662) 513-4221, E-mail : sale@spskon.com, www.spskon.com

Rotameter Calibration Report (For Personal Pump High Flow Adjust)

Calibration Method : Dry Cal Primary Flowmeter

Model : Defender 510-H

S/N : 136164

Calibration Data

Rotameter Data			Calibration Data								
No.	Brand	Model	Date	Flow Rate (mL/min)						Value From Calibration Curve	
				Flow Rate (Reading)			Actual (Q std.)				
				1	2	3	1	2	3	y	R <sup>2</sup>
H-R01	Dwyer	VFB-65	02/04/2025	500	1,000	2,000	499.6	998.8	2004.8	1.001x - 3.678	1.000
H-R02	Dwyer	VFB-65	02/04/2025	500	1,000	2,000	501.7	997.1	1991.5	0.998x + 0.386	0.999
H-R03	Dwyer	VFB-65	01/04/2025	500	1,000	2,000	499.8	999.7	1992.8	1.000x + 1.316	1.000
H-R04	Dwyer	VFB-65	04/04/2025	500	1,000	2,000	500.2	999.4	1989.2	0.999x + 1.870	0.999
H-R05	Dwyer	VFB-65	04/04/2025	500	1,000	2,000	499.9	1000.8	1994.5	1.000x + 0.815	1.000
H-R06	Dwyer	VFB-65	03/04/2025	500	1,000	2,000	500.5	1001.3	1990.7	0.997x + 4.894	0.999

Calibrated by :

Adul Dangklom  
 (Mr.Adul Dangklom)

Approved by :

(Mr. Peera Detudom)



บริษัท เอส.พี.เอส. คอนซัลติ้ง เซอร์วิส จำกัด

S.P.S. CONSULTING SERVICE CO., LTD.

7 ซอยพหลโยธิน 24 ถนนพหลโยธิน แขวงจอมพล เขตจตุจักร กรุงเทพฯ 10900

7 Soi Phaholyothin 24, Phaholyothin Rd., Jompol, Chatuchak, Bangkok 10900

Tel : (662) 939-4370-72. Fax : (662) 513-4221. E-mail : sale@spscon.com., www.spscon.com

Rotameter Calibration Report (For Personal Pump Low Flow Adjust)

Calibration Method : Dry Cal Primary Flowmeter

Model : Defender 510-H

S/N : 136164

Calibration Data

Rotameter Data			Calibration Data								
No.	Brand	Model	Date	Flow Rate (mL/min)						Value From Calibration Curve	
				Flow Rate (Reading)			Actual (Q std.)				
				1	2	3	1	2	3	y	R <sup>2</sup>
L-R01	Dwyer	VFA-21	02/04/2025	50	100	200	50.7	101.0	199.3	0.995x + 1.197	1.000
L-R02	Dwyer	VFA-21	02/04/2025	50	100	200	49.8	100.7	199.1	1.001x - 0.303	1.000
L-R03	Dwyer	VFA-21	01/04/2025	50	100	200	50.1	101.2	200.9	1.005x - 0.447	0.999
L-R04	Dwyer	VFA-21	04/04/2025	50	100	200	50.2	100.9	201.5	0.994x + 1.311	1.000
L-R05	Dwyer	VFA-21	04/04/2025	50	100	200	50.4	100.7	201.6	0.999x + 0.781	1.000
L-R06	Dwyer	VFA-21	03/04/2025	50	100	200	49.8	101.2	201.8	1.003x - 0.149	0.999

Calibrated by :

Adul Dangklom  
(Mr.Adul Dangklom)

Approved by :

Peera Detudom  
(Mr. Peera Detudom)

**Cert. No. : SP24020**

**Pages 1 of 3**

## Calibration Certificate

**Equipment :** UV-VIS SPECTROPHOTOMETER  
**Manufacturer :** PERKINELMER  
**Model :** LAMBDA 25  
**Serial No.:** 501S14123010  
**ID No.:** SP03/58  
**Calibration Mode :** WAVELENGTH ACCURACY  
PHOTOMETRIC ACCURACY

**Condition As Found :** GOOD

**Customer :** S.P.S. CONSULTING SERVICE CO., LTD.  
7 SOI PHAHOLYOTHIN 24, PHAHOLYOTHIN ROAD,  
CHOMPHON, CHATUCHAK,  
BANGKOK 10900, THAILAND.

**Location :** WET CHEMISTRY LABORATORY IV

**Ambient Temperature :** ( 28.1  $\pm$  5 ) °C  
**Relative Humidity :** ( 47.2  $\pm$  25 ) %

**Received Date :** 27 AUGUST 2024  
**Calibration Date :** 27 AUGUST 2024  
**Date of Issue :** 27 AUGUST 2024

**Calibrated by :** Nathakorn Pisutpaisan

**Approved by :**

  
( Thanakul Petchurai )



# SITHIPORN ASSOCIATES CO., LTD.

## CALIBRATION LABORATORY

451-451/1 Sirinthorn Road, Banglumru, Bangplud, Bangkok, 10700 Thailand  
Tel. +66 2433 8331 Email : calibration@sithiporn.com

SITHIPORN  
associates



Cert. No. : SP24020

Job No. : VC67SP0013

Pages : 2 of 3

### Calibration Method :

This instrument was calibrated by using on-site calibration procedure In-house method : CP-SP-01

The calibration procedure to direct measurement wavelength accuracy by using wavelength standard solution, Photometric accuracy by using absorbance standard filter and absorbance standard solution

The calibration procedure used was based on ASTM E275-01, ASTM E925-02

### Condition of this result of calibration :

#### 1. Certified reference materials

Material	Ref. type	Cell serial No.	Cert. No.	Due Date
Holmium liquid	RM-HL	29706	106864	01/11/2024
Didymium liquid	RM-DL	28912	106905	02/11/2024
Neutral density filter	RM-1N2N3N	13877	106918	03/11/2024
Potassium dichromate solutions	RM-0204060810	14204	106902	02/11/2024
Potassium Iodide solution	-	KI-0701-001	CI-0185-24	14/05/2026

2. This result of calibration was found accurate as shown on date and place of calibration only.

3. This certificate is traceable to the international system of unit maintained at :

3.1 The UK National Physical Laboratory (NPL)

3.2 The National Institute of Standards and Technology, NIST.

### Result of calibration : Wavelength Accuracy

(Without adjustment)

Material	Certified Values of Reference Material (nm)	UUC* Reading (nm)	Error (nm)	Uncertainty $\pm$ (nm)	k Factor
RM-HL	278.13	278.3	0.17	0.16	2.00
	361.25	361.4	0.15	0.16	2.00
	467.82	467.7	-0.12	0.16	2.00
	536.56	536.5	-0.06	0.16	2.00
	640.50	640.4	-0.10	0.16	2.00
RM-DL	740.09	739.9	-0.19	0.16	2.00
	864.94	865.2	0.26	0.16	2.00

UUC\* = Unit Under Calibration

*G. Petch*

# SITHIPORN ASSOCIATES CO., LTD.

## CALIBRATION LABORATORY

451-451/1 Sirinthorn Road, Bangbunru, Bangplud, Bangkok, 10700 Thailand  
Tel. +66 2433 8331 Email : calibration@sithiporn.com

SITHIPORN  
associates



Cert. No. : SP24020

Job No. : VC67SP0013

Pages : 3 of 3

### Result of calibration : Photometric Accuracy

(Without adjustment)

Material	Wavelength (nm)	Filter S/N	Nominal Absorbance (A)	Certified Absorbance (A)	UUC* Reading Absorbance (A)	Error (A)	Uncertainty ± (A)	k Factor
Neutral Density glass filter	440.0	29360	1.0	1.0517	1.0550	0.0033	0.0029	2.00
		29914	0.7	0.7445	0.7460	0.0015	0.0029	2.00
		29381	0.5	0.5416	0.5431	0.0015	0.0030	2.00
	546.1	29360	1.0	0.9821	0.9820	-0.0001	0.0028	2.00
		29914	0.7	0.6961	0.6958	-0.0003	0.0028	2.00
		29381	0.5	0.5073	0.5080	0.0007	0.0029	2.00
	590.0	29360	1.0	1.0222	1.0210	-0.0012	0.0028	2.00
		29914	0.7	0.7237	0.7221	-0.0016	0.0029	2.00
		29381	0.5	0.5361	0.5361	0.0000	0.0031	2.00
	635.0	29360	1.0	0.9753	0.9745	-0.0008	0.0028	2.00
		29914	0.7	0.6910	0.6900	-0.0010	0.0029	2.00
		29381	0.5	0.5211	0.5210	-0.0001	0.0032	2.00
Material	Wavelength (nm)	Solution (mg/l)	Certified Absorbance (A)	UUC* Reading Absorbance (A)	Error (A)	Uncertainty ± (A)	k Factor	
RM-0204060810	235.0	20	0.2422	0.2418	-0.0004	0.0101	2.00	
		40	0.4866	0.4852	-0.0014	0.0115	2.00	
		60	0.7414	0.7389	-0.0025	0.0067	2.00	
		80	0.9858	0.9842	-0.0016	0.0093	2.00	
		100	1.2442	1.2414	-0.0028	0.0086	2.00	

UUC\* = Unit Under Calibration

Condition of this result of calibration : Spectrophotometer PERKINELMER Model Lambda 25 S/N 501S14123010

Resolution of Wavelength Mode 0.1 nm

Resolution of Photometric Mode 0.0001 A

Parameter Setting

Measurement Mode Wavelength, Absorbance

Wavelength Scan 1100 nm-190 nm

Scanning Speed 7.5 nm/min

Data Pitch 0.1 nm

Band width(Wavelength) 1.0 nm

Band width(Vis) 1.0 nm

Band width(Uv) 1.0 nm

Stray Light\*\* UUC\* Reading at 220 nm

Transmission T(%)	Absorbance(A)
0.0117	3.8659

\*\*Specific Acceptance :

Transmission  $\leq$  1.0 T(%), Absorbance  $\geq$  2.0 A

\*\*Stray light not TISI Accredited


The reported uncertainty is based on a standard uncertainty multiplied by a coverage factor  $k$ , providing a level of confidence of approximately 95%

End of Calibration Certificate

*T. Ketch*

## ***GC Clarus 600/680 Preventive Maintenance (PM)***

<b>Company Name:</b>	<b>S.P.S. Consulting Service Co.,Ltd</b>		
<b>Address (Instrument Location):</b>	7 Soi Phaholyothin24 Phaholyothin Road, Jompol, Chatuchak, Bangkok, 10900.		
<b>Serial Number:</b>	680S14042502	<b>Service Tag:</b>	N68APSSFEMP
<b>Customer Name (if applicable):</b>	Ms.Naruecha	<b>PM number:</b>	1 of 2
<b>Service Engineer Name:</b>	Monchai Kitcharoenkeat	<b>Service Order Number:</b>	WO-
<b>Date PM Performed: (DD-MMM-YYYY)</b>	22-Feb-2025	<b>Next PM Due Date: (DD-MMM-YYYY)</b>	22-Aug-2025

<b>Part Number</b>	<b>Release</b>	<b>Publication Date</b>	
TH09370070	C	August 2016	

### **Scope**

The purpose of this PM is to ensure the continued functionality of the Clarus 600 and Clarus 680 GC by inspecting and replacing any worn or damaged parts. This service should only be performed by a trained representative of PerkinElmer. The customer should save their method before the PM begins.

### **General Instructions:**

The customer must provide the engineer operational data to demonstrate recent instrument performance prior to starting the PM. Always check with the customer before making any changes that may affect the customer's analysis or calibration, including a current back-up of system software and/or data files. The completed document should be signed by an authorized PerkinElmer and customer representative and left with the customer. Update the PM sticker and instrument logbook as required.

### **Copyright Information**

This document contains proprietary information that is protected by copyright. All rights are reserved. No part of this publication may be reproduced in any form whatsoever or translated into any language without the prior, written permission of Perkin Elmer, Inc. **Copyright © 2013 PerkinElmer, Inc.**

### **Trademarks**

Registered names, trademarks, etc. used in this document, even when not specifically marked as such, are protected by law. PerkinElmer is a registered trademark of PerkinElmer, Inc. All other trademarks and registered trademarks not owned by PerkinElmer, Inc. or its subsidiaries that are depicted herein are the property of their respective owners. **Except as specifically set forth in its terms and conditions of sale, PerkinElmer makes no Warranty of any kind with regard to this document, including, but not limited to, the implied warranties of merchantability and fitness for a particular purpose.** PerkinElmer shall not be liable for incidental or consequential damages in connection with the furnishing or use of this document.

## Component List

Component / Specific Model	Serial #	Software Version	Configuration Notes
Clarus680	680S14042502	Totalchrom6.3.2	PSS, PSS, FID,
Clarus SQ8T	648N4050804	Turbomass 6.4	
AtomX	US14113002	Tekma AtomX	

## Parts Lists

Additional Tools Required for PM				
Part Number (if applicable)	Description	Quantity	Serial #	Calibration Due Date (MM/YY)
N/A				
Additional Reagents and Standards Required for PM				
Part Number (if applicable)	Description	Quantity	Batch/Lot #	Expiration Date (MM/YY)
N/A				



## Procedure Checklist

Use (✓) to check off those steps in the checklist that have been completed.

### 1. General:

- ☒ Review the instrument performance with the customer and document any recent problems.

- ☒ Check incoming AC line voltage for proper levels and grounding.

L-N 220 Volt

L-G 220 Volt

N-G 0.33 Volt

*\*Neutral to ground not more than 0.5 volts peak to peak*

- ☒ Inspect all gas line filters and traps; Replace if necessary with customer supplied spares.

Carrier gas ☒ Helium ☐ Nitrogen ☐ Hydrogen

Moisture level ☒ Good ☐ Need to replace ☐ Other \_\_\_\_\_

Detector gas ☒ Air Zero ☒ Hydrogen ☐ Nitrogen ☐ Helium

Moisture level ☒ Good ☐ Need to replace ☐ Other \_\_\_\_\_

- ☒ Inspect the customer log book and make any appropriate PM entries.

- ☒ Leak check all fittings from the gas source to instrument.

Gas leakage ☒ Pass ☐ Fail Comment \_\_\_\_\_

- ☒ Perform general inspection of system for cleanliness.

- ☒ Inspect for functional and clean electronic cooling and oven vent fans

Electronic cooling fan ☒ Yes ☐ No

Oven cooling fan ☒ Yes ☐ No

### 2. Electronic :

- ☒ Check oven temperature. Calibrate if necessary.

Oven temperature set point 150 °C ☒ Pass ☐ Fail

- ☐ Check sub-ambient option. (If installed).

Oven temperature set point 5 °C ☐ Pass ☐ Fail

- ☒ Perform routine maintenance on detector/injector. Replace parts as necessary with customer supplied spares.

- ☒ Check flows, including split flows if applicable. Calibrate if necessary.
 

Carrier flow	Pass
Split flow	Pass
- ☒ Check detector gas flows and adjust if necessary.
 

Detector flow	Pass
---------------	------
- ☒ Autosampler installed ☒ Yes ☐ No
 

Check autosampler sensor for wear and replace if necessary.	
Vial sensor	Pass
Door sensor	Pass
Tower sensor	Pass
Plunger sensor	Pass
Elevator sensor	Pass
- ☒ Remove syringe, manually flush. Replace with customer supplied spare if necessary.
- ☒ Check firmware version. Upgrade to current levels if necessary.
 

Firmware version	<u>6.5</u>
------------------	------------
- ☒ Measure all accessible power supply voltages.
 

5 Volt	Pass
+15 Volt	Pass
-15 Volt	Pass
24 Volt	Pass
- ☒ Record all detector voltage signal.
 

Detector Channel A	<u>1.12</u>	mV.
Detector Channel B	<u>NA</u>	mV.

### 3. Diagnostics Tests:

- ☒ Run instrument diagnostics.
 

<input checked="" type="checkbox"/> BRAM	Pass
<input checked="" type="checkbox"/> EPROM	Pass
- ☒ Run Autosampler diagnostics.
 

<input checked="" type="checkbox"/> BRAM	Pass
<input checked="" type="checkbox"/> EPROM	Pass



### 4. Review:

- ☒ Review with the customer PM work performed.
- ☒ Review with the customer routine maintenance procedures.
- ☒ Discuss recommended customer-supplied materials to have on hand
- ☒ Attach PM sticker.
- ☒ Update Logbook.

## Additional Comments

Additional Comments Regarding the PM

## Review

<i>The preventive maintenance checks and if applicable performance tests for Clarus600/680 GC have been completed.</i>		
<b><i>This Clarus600/680 GC                      Pass                      the preventive maintenance.</i></b>		
<b><i>Review of Preventive Maintenance:</i></b>		
Authorized PerkinElmer Representative: Monchai Kitcharoenkeat		Date: 22-Feb-2025 <small>(DD-MMM-YYYY)</small>
Authorized Customer Representative: Ms.Naruecha		Date: 22-Feb-2025 <small>(DD-MMM-YYYY)</small>



บริษัท เอส.พี.เอส. คอนซัลติ้ง เซอร์วิส จำกัด  
S.P.S. CONSULTING SERVICE CO., LTD.  
7 ซอยพหลโยธิน 24 ถนนพหลโยธิน แขวงจตุจักร เขตจตุจักร กรุงเทพฯ 10900  
7 Soi Phaholyothin 24, Phaholyothin Rd., Jompol, Chatuchak, Bangkok 10900  
Tel : (662) 939-4370-72, Fax : (662) 513-4221, E-mail : sale@spscon.com, www.spscon.com

Calibration Report Total Hydrocarbon Analyzer			
Date :	05 May 2025	Brand :	HORIBA
No.	R01	Model :	APHA-370
		Serial No.	WDDDN38N
Calibrator (Dilution System)			
Brand :	Teledyne	Model :	700
Last Cal. Date :	29 October 2024	Serial No.	421
Reference Standard Gas			
Standard Gas :	Methane (CH <sub>4</sub> )	Cylinder No.	D612165
Certified Date :	25 February 2023	Expired Date :	25 February 2031
		Cylinder Conc.	453 ppm
Calibrating Condition			
Pressure	1011	mmbar	Temp. 24.6 °C
		% RH	50
		Start Time :	1:00 PM
Pre-Calibration Checks			
Change Particulate Filter	Yes	Station Temp :	25.0 °C
Leak Test	Yes		
Calibration Setting			
Span Set Point	Initial Reading (Before Adj)		Final Reading (After Adj)
	Expected Concentration (PPM)	Analyzer Response (PPM)	Analyzer Response (PPM)
Zero	0	0.11	0
Span	10	10.05	10
Calibration Setting (Final)			
Span Instrument Gain:	0.996	Finish Time:	2:00 PM
APHA-360 Total Hydrocarbon Analyzer			
Test Values	Observed Value	Units	Nominal Range
Signal (CH <sub>4</sub> )	911.5	mV	800-1,350
Signal (THC)	916.7	mV	800-1,350
Detector	77.9	kPa	((Pressure Air/1013)x100)-20 ± 4 kPa
Purifier	19.0	kPa	8 - 25
NMC	259.5	°C	260 ± 10
Bypass	0.9	L / min	0.9 ± 0.3
Over Flow	0.8	L / Min	0.8

Calibrated by : Adul Dangklom  
(Mr. Adul Dangklom)

Approved by : Peera Detudom  
(Mr. Peera Detudom)



เอกสารสอบเทียบเครื่องมือการตรวจวัดระดับเสียงในสถานประกอบการ



THAILAND INSTITUTE OF SCIENTIFIC AND TECHNOLOGICAL RESEARCH (TISTR)

Request No. 21-67/0562

MTC No. EEL. BP. 71/0767

## CALIBRATION CERTIFICATE

Submitted by : S.P.S Consulting Services Co.,Ltd.

Address : 7 Soi Phaholyothin 24, Phaholyothin Road, Jompol, Chatuchak, Bangkok 10900.

Calibrated at : Electrical and Electronic Standards Laboratory, Industrial Metrology and Testing Service Centre.  
Soi 1C, Bangpoo Industrial Estate, Sukhumvit Rd., Muang, Samutprakan 10280.

### Instrument Calibrated :

Description : Sound Calibrator

Manufacturer : SVANTEK

Model : SV34

Serial No. : 33137

### Ambient Environment

Temperature :  $(23 \pm 3) ^\circ\text{C}$

Relative Humidity :  $(50 \pm 15) \%$

Ambient Pressure :  $(101.325 \pm 1.500) \text{ kPa}$

- Standards used :
1. Digital Function Synthesizer NF Electronic DF-193A S/N 122037.
  2. Measuring Amplifier Briel&Kjaer 2636 S/N 1537484.
  3. Programmable Attenuator Tamagawa TPA-303A S/N OF 2214.
  4. Digital Multimeter Agilent 34401A S/N MY44005560.
  5. Pressure Transmitter Vaisala PTB202AD S/N T0650001.
  6. Audio Analyzer Panasonic VP-7722A S/N 041477D122.
  7. Condenser Microphone Briel&Kjaer 4180 S/N 2633526.

**Calibration Procedure:** CP-102-04 based on IEC 60942-2003; The sound pressure level generated by sound calibrator under test shall be measured by standard microphone using an insert voltage technique.

This instrument has been calibrated against standards maintained at Electrical and Electronic Standards Laboratory (EEL), which are traceable to the International System of Units through the National Institute of Metrology (Thailand).

The information on actual reading is attached herewith and the uncertainty limits quoted refer to the measured values only.

Date of Receipt : 31 Jul. 2024

Date of Calibration : 6 Aug. 2024

1 / 2

The results relate only to the items tested/calibrated or value assigned.

Advertising the Report/Certificate and publicity of the results except in full are prohibited unless written permission is obtained from the governor of TISTR.

FM.BL.MTC.002 Rev.5

#### Head Office

35 Mu 3 Tambon Khlong Ha, Amphoe Khlong Luang,  
Changwat Pathumthani 12120, Thailand  
Tel. (66) 0 2577 9036  
Fax. (66) 0 2577 9009

#### Office/Laboratory

668 Mu 2 Tambon Bangpoomai, Amphoe Muang Samutprakan,  
Changwat Samutprakan 10280, Thailand  
Tel. (66) 0 2323 1672-80 ext. 115, 116  
(66) 08 3219 9440  
E-mail : mtc@tistr.or.th Website : www.tistr.or.th

#### Office

196 Phahonyothin Road, Ladyao, Chatuchak,  
Bangkok 10900, Thailand  
Tel. (66) 0 2579 1121-30 ext. 5219, 5225, 5217  
(66) 08 1889 6827

THAILAND INSTITUTE OF SCIENTIFIC AND TECHNOLOGICAL RESEARCH (TISTR)

Request No. 21-67/0562

MTC No. EEL. BP. 71/0767

The reported expanded uncertainty is based upon a standard uncertainty multiplied by a coverage factor  $k = 2$ , providing a level of confidence of approximately 95%.

Nominal Output of Unit Under Test = 114 dB re 20 $\mu$ Pa at 1000 Hz

Acoustic Output in dB re 20 $\mu$ Pa, Corrected to Reference Conditions: 101.325 kPa, 23.0 °C and 50 %RH.

1. Sound Pressure Level

Standard Microphone Type	Measured Sound Pressure Level (dB)	Deviated value (dB)	Uncertainty (dB)	Tolerance limit IEC60942:2003 Class 2
1/2 inch Bruel&Kjaer 4180	113.50	-0.50	$\pm 0.10$	$\pm 0.75$ dB

2. Frequency

Standard Microphone Type	Measured Frequency (Hz)	Deviated value (Hz)	Uncertainty (Hz)	Tolerance limit IEC60942:2003 Class 2
1/2 inch Bruel&Kjaer 4180	1000.0	0.0	$\pm 1.5$	$\pm 2.0\%$

3. Total Distortion


Standard Microphone Type	Measured Total Distortion (%)	Uncertainty (%)	Tolerance limit IEC60942:2003 Class 2
1/2 inch Bruel&Kjaer 4180	0.48	$\pm 0.50$	$\pm 4.0\%$

Note : 1. No adjustment.

2. The calibrator pressure correction was not included.

3. The microphone volume correction was not included.

Calibrated by :

  
.....  
(Mr. Weerachai Deechaiyae)

Approved by :

  
.....  
(Mr. Prawate Kluaypa)

Director

Electrical and Electronic Standards Laboratory  
Industrial Metrology and Testing Service Centre

Date of Calibration : 6 Aug. 2024

Date of Issue : 7 Aug. 2024

Ref : 2011267073102836002

End of Certificate

2 / 2

The results relate only to the items tested/calibrated or value assigned.

Advertising the Report/Certificate and publicity of the results except in full are prohibited unless written permission is obtained from the governor of TISTR.

FM.BL.MTC.002 Rev.5

Head Office

35 Mu 3 Tambon Khlong Ha, Amphoe Khlong Luang,  
Changwat Pathumthani 12120, Thailand  
Tel. (66) 0 2577 9036  
Fax. (66) 0 2577 9009

Office/Laboratory

668 Mu 2 Tambon Bangpoomai, Amphoe Muang Samutprakan,  
Changwat Samutprakan 10280, Thailand  
Tel. (66) 0 2323 1672-80 ext. 115, 116  
(66) 08 3219 9440  
E-mail : mtc@tistr.or.th Website : www.tistr.or.th

Office

196 Phahonyothin Road, Ladyao, Chatuchak,  
Bangkok 10900, Thailand  
Tel. (66) 0 2579 1121-30 ext. 5219, 5225, 5217  
(66) 08 1889 6827



บริษัท เอส.พี.เอส. คอนซัลติ้ง เซอร์วิส จำกัด  
S.P.S. CONSULTING SERVICE CO., LTD.  
7 ซอยพหลโยธิน 24 ถนนพหลโยธิน แขวงจอมพล เขตจตุจักร กรุงเทพฯ 10900  
7 Soi Phaholyothin 24, Phaholyothin Rd., Jompol, Chatuchak, Bangkok 10900  
Tel : (662) 939-4370-72, Fax : (662) 513-4221, E-mail : sale@spscon.com., www.spscon.com

Noise R\_119/25

## Sound Level Meter Calibration Report

Acoustic Calibrator Data						
Brand		ACO		Number		AC 03/56
Model		2127		Serial No.		130006
Calibration Range		94 dB, 1000 Hz		Last Calibration		04 March 2024
				Due Date		04 March 2025
Calibration Data						
Sound Level Meter Data				Calibration Data		
SLM No.	Brand	Model	Serial No.	Date	Actual Reading [dB]	
					Before Adjustment	After Adjustment
ACO-B36	ACO	6236	00192027	20 February 2025	93.9	93.9
ACO-B41	ACO	6236	00192032	20 February 2025	94.0	93.9
ACO-B43	ACO	6236	00192034	20 February 2025	93.9	93.9
ACO-R51	ACO	6236	00192063	20 February 2025	93.9	93.9
ACO-R52	ACO	6236	00192064	20 February 2025	93.9	93.9
Acoustic Certified Value : Thailand Institute of Scientific and Technological Research (TISTR)					93.85 ± 0.10 dB	

Calibrated by :

Adul Dangklom  
(Mr.Adul Dangklom )

Approved by :

Peera Detudom  
(Mr. Peera Detudom)



เอกสารสอบเทียบเครื่องมือการตรวจวัดระดับเสียงสะสมแบบติดตัวบุคคล



THAILAND INSTITUTE OF SCIENTIFIC AND TECHNOLOGICAL RESEARCH (TISTR)

Request No. 21-67/0562

MTC No. EEL. BP. 71/0767

## CALIBRATION CERTIFICATE

Submitted by : S.P.S Consulting Services Co.,Ltd.

Address : 7 Soi Phaholyothin 24, Phaholyothin Road, Jompol, Chatuchak, Bangkok 10900.

Calibrated at : Electrical and Electronic Standards Laboratory, Industrial Metrology and Testing Service Centre.  
Soi 1C, Bangpoo Industrial Estate, Sukhumvit Rd., Muang, Samutprakan 10280.

### Instrument Calibrated :

Description : Sound Calibrator

Manufacturer : SVANTEK

Model : SV34

Serial No. : 33137

### Ambient Environment

Temperature :  $(23 \pm 3) ^\circ\text{C}$

Relative Humidity :  $(50 \pm 15) \%$

Ambient Pressure :  $(101.325 \pm 1.500) \text{ kPa}$

- Standards used :
1. Digital Function Synthesizer NF Electronic DF-193A S/N 122037.
  2. Measuring Amplifier Briel&Kjaer 2636 S/N 1537484.
  3. Programmable Attenuator Tamagawa TPA-303A S/N OF 2214.
  4. Digital Multimeter Agilent 34401A S/N MY44005560.
  5. Pressure Transmitter Vaisala PTB202AD S/N T0650001.
  6. Audio Analyzer Panasonic VP-7722A S/N 041477D122.
  7. Condenser Microphone Briel&Kjaer 4180 S/N 2633526.

**Calibration Procedure:** CP-102-04 based on IEC 60942-2003; The sound pressure level generated by sound calibrator under test shall be measured by standard microphone using an insert voltage technique.

This instrument has been calibrated against standards maintained at Electrical and Electronic Standards Laboratory (EEL), which are traceable to the International System of Units through the National Institute of Metrology (Thailand).

The information on actual reading is attached herewith and the uncertainty limits quoted refer to the measured values only.

Date of Receipt : 31 Jul. 2024

Date of Calibration : 6 Aug. 2024

1 / 2

The results relate only to the items tested/calibrated or value assigned.

Advertising the Report/Certificate and publicity of the results except in full are prohibited unless written permission is obtained from the governor of TISTR.

FM.BL.MTC.002 Rev.5

#### Head Office

35 Mu 3 Tambon Khlong Ha, Amphoe Khlong Luang,  
Changwat Pathumthani 12120, Thailand  
Tel. (66) 0 2577 9036  
Fax. (66) 0 2577 9009

#### Office/Laboratory

668 Mu 2 Tambon Bangpoomai, Amphoe Muang Samutprakan,  
Changwat Samutprakan 10280, Thailand  
Tel. (66) 0 2323 1672-80 ext. 115, 116  
(66) 08 3219 9440  
E-mail : mtc@tistr.or.th Website : www.tistr.or.th

#### Office

196 Phahonyothin Road, Ladyao, Chatuchak,  
Bangkok 10900, Thailand  
Tel. (66) 0 2579 1121-30 ext. 5219, 5225, 5217  
(66) 08 1889 6827

THAILAND INSTITUTE OF SCIENTIFIC AND TECHNOLOGICAL RESEARCH (TISTR)

Request No. 21-67/0562

MTC No. EEL. BP. 71/0767

The reported expanded uncertainty is based upon a standard uncertainty multiplied by a coverage factor  $k = 2$ , providing a level of confidence of approximately 95%.

Nominal Output of Unit Under Test = 114 dB re 20 $\mu$ Pa at 1000 Hz

Acoustic Output in dB re 20 $\mu$ Pa, Corrected to Reference Conditions: 101.325 kPa, 23.0 °C and 50 %RH.

1. Sound Pressure Level

Standard Microphone Type	Measured Sound Pressure Level (dB)	Deviated value (dB)	Uncertainty (dB)	Tolerance limit IEC60942:2003 Class 2
1/2 inch Bruel&Kjaer 4180	113.50	-0.50	$\pm 0.10$	$\pm 0.75$ dB

2. Frequency

Standard Microphone Type	Measured Frequency (Hz)	Deviated value (Hz)	Uncertainty (Hz)	Tolerance limit IEC60942:2003 Class 2
1/2 inch Bruel&Kjaer 4180	1000.0	0.0	$\pm 1.5$	$\pm 2.0\%$

3. Total Distortion


Standard Microphone Type	Measured Total Distortion (%)	Uncertainty (%)	Tolerance limit IEC60942:2003 Class 2
1/2 inch Bruel&Kjaer 4180	0.48	$\pm 0.50$	$\pm 4.0\%$

Note : 1. No adjustment.

2. The calibrator pressure correction was not included.

3. The microphone volume correction was not included.

Calibrated by :

  
.....  
(Mr. Weerachai Deechaiyae)

Approved by :

  
.....  
(Mr. Prawate Kluaypa)

Director

Electrical and Electronic Standards Laboratory

Industrial Metrology and Testing Service Centre

Date of Calibration : 6 Aug. 2024

Date of Issue : 7 Aug. 2024

Ref : 2011267073102836002

End of Certificate

2 / 2

The results relate only to the items tested/calibrated or value assigned.

Advertising the Report/Certificate and publicity of the results except in full are prohibited unless written permission is obtained from the governor of TISTR.

FM.BL.MTC.002 Rev.5

Head Office

35 Mu 3 Tambon Khlong Ha, Amphoe Khlong Luang,  
Changwat Pathumthani 12120, Thailand  
Tel. (66) 0 2577 9036  
Fax. (66) 0 2577 9009

Office/Laboratory

668 Mu 2 Tambon Bangpoomai, Amphoe Muang Samutprakan,  
Changwat Samutprakan 10280, Thailand  
Tel. (66) 0 2323 1672-80 ext. 115, 116  
(66) 08 3219 9440  
E-mail : mtc@tistr.or.th Website : www.tistr.or.th

Office

196 Phahonyothin Road, Ladyao, Chatuchak,  
Bangkok 10900, Thailand  
Tel. (66) 0 2579 1121-30 ext. 5219, 5225, 5217  
(66) 08 1889 6827



บริษัท เอส.พี.เอส. คอนซัลติ้ง เซอร์วิส จำกัด  
S.P.S. CONSULTING SERVICE CO., LTD.  
7 ซอยพหลโยธิน 24 ถนนพหลโยธิน แขวงจตุจักร เขตจตุจักร กรุงเทพฯ 10900  
7 Soi Phaholyothin 24, Phaholyothin Rd., Jompol, Chatuchak, Bangkok 10900  
Tel : (662) 939-4370-72 Fax : (662) 513-4221 E-mail : sales@spscon.com, www.spscon.com

Noise Dose R\_115/25

## Noise Dose Meter Calibration Report

### Acoustic Calibrator Data

Brand	SVANTEK	Number	SV 01/60
Model	SV34	Serial No.	33137
Calibration Range	114 dB, 1000 Hz	Last Calibration	06 August 2024
		Due Date	06 August 2025

### Calibration Data

Sound Level Meter Data				Calibration Data		
SLM No.	Brand	Model	Serial No.	Date	Actual Reading [dB]	
					Before Adjustment	After Adjustment
NMD-B07	SVANTEK	SV-104IS	80817	18 February 2025	113.5	113.5
NMD-B08	SVANTEK	SV-104IS	80818	18 February 2025	113.5	113.5
NMD-B09	SVANTEK	SV-104IS	80829	18 February 2025	113.5	113.5
NMD-B10	SVANTEK	SV-104IS	80830	18 February 2025	113.6	113.5
NMD-B11	SVANTEK	SV-104IS	80831	18 February 2025	113.5	113.5
NMD-B12	SVANTEK	SV-104IS	80832	18 February 2025	113.5	113.5
NMD-B13	SVANTEK	SV-104IS	80834	18 February 2025	113.5	113.5
NMD-B14	SVANTEK	SV-104IS	80875	18 February 2025	113.6	113.5
NMD-B15	SVANTEK	SV-104IS	80880	18 February 2025	113.5	113.5
NMD-B16	SVANTEK	SV-104IS	106120	18 February 2025	113.5	113.5
NMD-B17	SVANTEK	SV-104IS	106122	18 February 2025	113.5	113.5
NMD-B18	SVANTEK	SV-104IS	106123	18 February 2025	113.6	113.5
NMD-B19	SVANTEK	SV-104IS	106124	18 February 2025	113.5	113.5
NMD-B20	SVANTEK	SV-104IS	106131	18 February 2025	113.5	113.5
NMD-R02	SVANTEK	SV-104IS	60152	18 February 2025	113.5	113.5
NMD-R03	SVANTEK	SV-104IS	60153	18 February 2025	113.6	113.5
Acoustic Certified Value : Thailand Institute of Scientific and Technological Research (TISTR)					113.50± 0.10 dB	

Calibrated by :

Adul Dangklom  
(Mr. Adul Dangklom)

Approved by :

Peer Detudom  
(Mr. Peera Detudom)





บริษัท เอส.พี.เอส. คอนซัลติ้ง เซอร์วิส จำกัด  
S.P.S. CONSULTING SERVICE CO., LTD.  
7 ซอยพหลโยธิน 24 ถนนพหลโยธิน แขวงจตุจักร เขตจตุจักร กรุงเทพฯ 10900  
7 Soi Phaholyothin 24, Phaholyothin Rd., Jompol, Chatuchak, Bangkok 10900  
Tel : (662) 939-4370-72 Fax : (662) 513-4221 E-mail : sales@spscon.com, www.spscon.com

Noise Dose R\_160/25

## Noise Dose Meter Calibration Report

### Acoustic Calibrator Data

Brand	SVANTEK	Number	SV 01/60
Model	SV34	Serial No.	33137
Calibration Range	114 dB, 1000 Hz	Last Calibration	06 August 2024
		Due Date	06 August 2025

### Calibration Data

Sound Level Meter Data				Calibration Data		
SLM No.	Brand	Model	Serial No.	Date	Actual Reading [dB]	
					Before Adjustment	After Adjustment
NMD-R02	SVANTEK	SV-104IS	60152	17 March 2025	113.5	113.5
NMD-R03	SVANTEK	SV-104IS	60153	17 March 2025	113.6	113.5
NMD-R06	SVANTEK	SV-104IS	60146	17 March 2025	113.5	113.5
NMD-R13	SVANTEK	SV-104IS	63438	17 March 2025	113.5	113.5
Acoustic Certified Value : Thailand Institute of Scientific and Technological Research (TISTR)					113.50± 0.10 dB	

Calibrated by :

Adul Dangklom  
(Mr. Adul Dangklom)

Approved by :

Peera Detudom  
(Mr. Peera Detudom)



บริษัท เอส.พี.เอส. คอนซัลติ้ง เซอร์วิส จำกัด  
S.P.S. CONSULTING SERVICE CO., LTD.  
7 ซอยพหลโยธิน 24 ถนนพหลโยธิน แขวงจตุจักร เขตจตุจักร กรุงเทพฯ 10900  
7 Soi Phaholyothin 24, Phaholyothin Rd., Jompol, Chatuchak, Bangkok 10900  
Tel : (662) 939-4370-72 Fax : (662) 513-4221 E-mail : sales@spscon.com, www.spscon.com

Noise Dose R\_173/25

## Noise Dose Meter Calibration Report

Acoustic Calibrator Data							
Brand		SVANTEK		Number		SV 01/60	
Model		SV34		Serial No.		33137	
Calibration Range		114 dB, 1000 Hz		Last Calibration		06 August 2024	
				Due Date		06 August 2025	
Calibration Data							
Sound Level Meter Data				Calibration Data			
SLM No.	Brand	Model	Serial No.	Date	Actual Reading [dB]		
					Before Adjustment	After Adjustment	
NMD-R13	SVANTEK	SV-104IS	63438	26 March 2025	113.5	113.5	
Acoustic Certified Value : Thailand Institute of Scientific and Technological Research (TISTR)					113.50± 0.10 dB		

Calibrated by :

Adul Dangklom

(Mr. Adul Dangklom)

Approved by :

Peera Detudom

(Mr. Peera Detudom)



Noise Dose R\_295/25

## Noise Dose Meter Calibration Report

### Acoustic Calibrator Data

Brand	SVANTEK	Number	SV 01/60
Model	SV34	Serial No.	33137
Calibration Range	114 dB, 1000 Hz	Last Calibration	06 August 2024
		Due Date	06 August 2025

### Calibration Data

Sound Level Meter Data				Calibration Data		
SLM No.	Brand	Model	Serial No.	Date	Actual Reading [dB]	
					Before Adjustment	After Adjustment
NMD-B01	SVANTEK	SV-104IS	80840	13 May 2025	113.5	113.5
NMD-B02	SVANTEK	SV-104IS	80842	13 May 2025	113.5	113.5
NMD-B03	SVANTEK	SV-104IS	80852	13 May 2025	113.6	113.5
NMD-B04	SVANTEK	SV-104IS	80854	13 May 2025	113.5	113.5
NMD-B05	SVANTEK	SV-104IS	80856	13 May 2025	113.5	113.5
NMD-B06	SVANTEK	SV-104IS	80816	13 May 2025	113.5	113.5
NMD-B07	SVANTEK	SV-104IS	80817	13 May 2025	113.6	113.5
NMD-R03	SVANTEK	SV-104IS	60153	13 May 2025	113.5	113.5
NMD-R22	SVANTEK	SV-104IS	80801	13 May 2025	113.5	113.5
NMD-R26	SVANTEK	SV-104IS	80836	13 May 2025	113.5	113.5
NMD-R35	SVANTEK	SV-104IS	80873	13 May 2025	113.6	113.5
Acoustic Certified Value : Thailand Institute of Scientific and Technological Research (TISTR)					113.50± 0.10 dB	

Calibrated by :

Adul Dangklom  
(Mr. Adul Dangklom)

Approved by :

Peera Detudom  
(Mr. Peera Detudom)



บริษัท เอส.พี.เอส. คอนซัลติ้ง เซอร์วิส จำกัด  
S.P.S. CONSULTING SERVICE CO., LTD.  
7 ซอยพหลโยธิน 24 ถนนพหลโยธิน แขวงจตุจักร เขตจตุจักร กรุงเทพฯ 10900  
7 Soi Phaholyothin 24, Phaholyothin Rd., Jompol, Chatuchak, Bangkok 10900  
Tel : (662) 939-4370-72 Fax : (662) 513-4221 E-mail : sales@spscon.com, www.spscon.com

Noise Dose R\_357/25

## Noise Dose Meter Calibration Report

### Acoustic Calibrator Data

Brand	SVANTEK	Number	SV 01/60
Model	SV34	Serial No.	33137
Calibration Range	114 dB, 1000 Hz	Last Calibration	06 August 2024
		Due Date	06 August 2025

### Calibration Data

Sound Level Meter Data				Calibration Data		
SLM No.	Brand	Model	Serial No.	Date	Actual Reading [dB]	
					Before Adjustment	After Adjustment
NMD-B01	SVANTEK	SV-104IS	80840	09 June 2025	113.5	113.5
NMD-B02	SVANTEK	SV-104IS	80842	09 June 2025	113.5	113.5
NMD-B11	SVANTEK	SV-104IS	80831	09 June 2025	113.6	113.5
NMD-B12	SVANTEK	SV-104IS	80832	09 June 2025	113.5	113.5
NMD-R03	SVANTEK	SV-104IS	60153	09 June 2025	113.5	113.5
NMD-R22	SVANTEK	SV-104IS	80801	09 June 2025	113.6	113.5
NMD-R26	SVANTEK	SV-104IS	80836	09 June 2025	113.5	113.5
NMD-R35	SVANTEK	SV-104IS	80873	09 June 2025	113.5	113.5
Acoustic Certified Value : Thailand Institute of Scientific and Technological Research (TISTR)					113.50± 0.10 dB	

Calibrated by :

Adul Dangklom  
(Mr. Adul Dangklom)

Approved by :

Peera Detudom  
(Mr. Peera Detudom)





บริษัท เอส.พี.เอส. คอนซัลติ้ง เซอร์วิส จำกัด  
S.P.S. CONSULTING SERVICE CO., LTD.  
7 ซอยพหลโยธิน 24 ถนนพหลโยธิน แขวงจตุจักร เขตจตุจักร กรุงเทพฯ 10900  
7 Soi Phaholyothin 24, Phaholyothin Rd., Jompol, Chatuchak, Bangkok 10900  
Tel : (662) 939-4370-72 Fax : (662) 513-4221 E-mail : sales@spscon.com, www.spscon.com

Noise Dose R\_394/25

## Noise Dose Meter Calibration Report

### Acoustic Calibrator Data

Brand	SVANTEK	Number	SV 01/60
Model	SV34	Serial No.	33137
Calibration Range	114 dB, 1000 Hz	Last Calibration	06 August 2024
		Due Date	06 August 2025

### Calibration Data

Sound Level Meter Data				Calibration Data		
SLM No.	Brand	Model	Serial No.	Date	Actual Reading [dB]	
					Before Adjustment	After Adjustment
NMD-R03	SVANTEK	SV-104IS	60153	24 June 2025	113.5	113.5
NMD-R26	SVANTEK	SV-104IS	80836	24 June 2025	113.5	113.5
NMD-R35	SVANTEK	SV-104IS	80873	24 June 2025	113.5	113.5

Acoustic Certified Value : Thailand Institute of Scientific and Technological Research  
(TISTR)

113.50± 0.10 dB

Calibrated by :

Adul Dangklom

(Mr. Adul Dangklom)

Approved by :

Peera Detudom

(Mr. Peera Detudom)

เอกสารสอบเทียบเครื่องมือการตรวจการรับสัมผัสสารเคมี



บริษัท เอส.พี.เอส. คอนซัลติ้ง เซอร์วิส จำกัด  
S.P.S. CONSULTING SERVICE CO., LTD.  
7 ซอยพหลโยธิน 24 ถนนพหลโยธิน แขวงจอมพล เขตจตุจักร กรุงเทพฯ 10900  
7 Soi Phaholyothin 24, Phaholyothin Rd., Jompol, Chatuchak, Bangkok 10900  
Tel : (662) 939-4370-72, Fax : (662) 513-4221, E-mail : sale@spscon.com, www.spscon.com

Personal Pump Calibration Report

Calibration Method : Dry Cal Primary Flowmeter

Model : Defender 510-H

S/N : 136833

Environmental Conditions

Temperature : 25  $\pm$  3  $^{\circ}$ C  
Pressure : 1010  $\pm$  15 mmbar

Personal Pump Data				Calibration Data								
No.	Brand	Model	Serial No.	Date	Flow Rate (ml/min)						Value From Calibration Curve	
					Setting			Actual (Q std.)				
					1	2	3	1	2	3	y	R <sup>2</sup>
R40	SKC	224-PCXR4	612753	03/04/2025	1,000	1,500	2,000	1,013	1,505	2,008	0.996x + 6.748	0.999
R41	SKC	224-PCXR4	626140	01/04/2025	1,000	1,500	2,000	1,006	1,506	2,009	1.005x - 6.157	1.000
R42	SKC	224-PCXR4	626463	02/04/2025	1,000	1,500	2,000	1,005	1,495	2,002	0.997x + 5.089	1.000
R43	SKC	224-PCXR4	626129	04/04/2025	1,000	1,500	2,000	1,004	1,504	2,008	1.011x - 15.436	1.000
R44	SKC	224-PCXR4	602753	02/04/2025	1,000	1,500	2,000	999	1,492	2,001	1.004x - 13.988	0.999
R45	SKC	224-PCXR4	626137	03/04/2025	1,000	1,500	2,000	1,001	1,501	1,996	0.994x + 9.247	1.000

Calibrated by :

Adul Dangklom  
(Mr. Adul Dangklom)

Approved by :

Peera Detudom  
(Mr. Peera Detudom)



บริษัท เอส.พี.เอส. คอนซัลติ้ง เซอร์วิส จำกัด

S.P.S. CONSULTING SERVICE CO., LTD.

7 ซอยพหลโยธิน 24 ถนนพหลโยธิน แขวงจอมพล เขตจตุจักร กรุงเทพฯ 10900

7 Soi Phaholyothin 24, Phaholyothin Rd., Jompol, Chatuchak, Bangkok 10900

Tel : (662) 939-4370-72. Fax : (662) 513-4221. E-mail : sale@spscon.com., www.spscon.com

Rotameter Calibration Report (For Personal Pump Low Flow Adjust)

Calibration Method : Dry Cal Primary Flowmeter

Model : Defender 510-H

S/N : 136164

Calibration Data

Rotameter Data			Calibration Data								
No.	Brand	Model	Date	Flow Rate (mL/min)						Value From Calibration Curve	
				Flow Rate (Reading)			Actual (Q std.)				
				1	2	3	1	2	3	y	R <sup>2</sup>
L-R01	Dwyer	VFA-21	02/04/2025	50	100	200	50.7	101.0	199.3	0.995x + 1.197	1.000
L-R02	Dwyer	VFA-21	02/04/2025	50	100	200	49.8	100.7	199.1	1.001x - 0.303	1.000
L-R03	Dwyer	VFA-21	01/04/2025	50	100	200	50.1	101.2	200.9	1.005x - 0.447	0.999
L-R04	Dwyer	VFA-21	04/04/2025	50	100	200	50.2	100.9	201.5	0.994x + 1.311	1.000
L-R05	Dwyer	VFA-21	04/04/2025	50	100	200	50.4	100.7	201.6	0.999x + 0.781	1.000
L-R06	Dwyer	VFA-21	03/04/2025	50	100	200	49.8	101.2	201.8	1.003x - 0.149	0.999

Calibrated by :

Adul Dangklom  
(Mr.Adul Dangklom)

Approved by :

Peera Detudom  
(Mr. Peera Detudom)





## GAS CHROMATOGRAPH TEST CERTIFICATION

Certificate No. : SV0824/22063

Instrument Type : Gas Chromatography

Model : CP-3800

Serial Number : 00734

Organization : S.P.S. Consulting Service Co., Ltd.

Address : 7 Phahonyothin Soi 24 Phahonyothin Rd. Ladyao Chatuchak Bangkok 10900

Date : 05/08/2024

### ELECTRONIC TEST

CPU	<input checked="" type="checkbox"/> PASS	<input type="checkbox"/> FAIL
LCD TEST	<input checked="" type="checkbox"/> PASS	<input type="checkbox"/> FAIL
VENT TEST	<input checked="" type="checkbox"/> PASS	<input type="checkbox"/> FAIL
KEY ECHO TEST	<input checked="" type="checkbox"/> PASS	<input type="checkbox"/> FAIL
DESTRUCTION RAM TEST	<input checked="" type="checkbox"/> PASS	<input type="checkbox"/> FAIL

### RUN CHROMATOGRAM TEST

DETECTOR : Flame Ionization Detector ( FID Channel Front)

INJECTOR : Capillary Injector Model 1079

#### GC CONDITION:

Column	80 °C hold 1 min., rate 20 °C/min. to 200 °C hold 1min.
Injector	220 °C
Detector	300 °C
Column flow	5 mL/min
Makeup flow	25 mL/min
Air flow	300 mL/min
Hydrogen flow	30 mL/min

Column:Capillary Column CP sil 5 CB 0.25 ID x 15 M

Sample: 1 µL Injection FID Test Sample 0.218 g/L C14,C15,C16 in hexane

SENSITIVITY TEST: C15. ( Area count ) = 156,955 Counts.



**Detector Sensitivity ( FID )**

Detector Response	Result	Specification
Baseline Noise ( $\mu$ V)	2.85	$\leq 50$
Baseline Drift (%)	0.09	$\leq 1$
Sensitivity ( S/N for C15)	16,400	$\geq 1,024$

**Temperature Specification**

Temperature	Set	Result	Specification
Column Oven ( $^{\circ}$ C)	80	80	$\pm 5$
Injector ( $^{\circ}$ C)	220	220	$\pm 5$
Detector ( $^{\circ}$ C)	300	300	$\pm 5$
Incubator ( $^{\circ}$ C)	60	N/A	$\pm 5$

**Relative Standard Deviation % ( % RSD)**

Checkout Procedure	Result	Specification
Area C15 ( % )	1.71	$\leq 5$
Retention Time C15( % )	0	$\leq 0.5$

APPROVAL :

Signature: Suwarot.Engineer : Suwarot TrikainutDate : 05/08/2024



บริษัท ไทยยูนิค จำกัด

THAI UNIQUE CO., LTD.

80-82 ถนนประชาธิปไตย แขวงบางขุนพรหม เขตพระนคร กรุงเทพฯ 10200

80-82 Prachathipatai Rd., Bangkhunphrom, Pranakorn, Bangkok 10200

Tel. 0-2629-0191-6, 0-2280-1787, Fax. 0-2280-1788, E-mail : thawatt@thaiunique.com, Website : www.thaiunique.com

### Results Integrated System Testing

Checkout Procedure	FID
Detector Position	Front
Inlet Type	1079 Injector
C15 Area 1	157,309
C15 Area 2	159,359
C15 Area 3	157,349
C15 Area 4	152,379
C15 Area 5	158,379
C15 Area Average	156,955
* % RSD ( < 5 % )	1.71

\* The precision specification should be less than 2.0 % RSD \*\* ( Relative Standard Deviation ) for an Auto sampler injection and less than 5 % for Manual injections. To calculate the %RSD, select the C15 peak area for each of the five ( 5 ) samples.

\*\* (Relative Standard Deviation is determined by dividing the standard deviation by the average and multiplying by 100.)

$$\% \text{ RSD} = ( \text{std.dev} / \text{avg} ) * 100$$

Compliance	<input checked="" type="checkbox"/> Pass	<input type="checkbox"/> Fail
Performance by	Samarot.	
Date	05/08/2567	



Comments	-		
Reviewed by	Samar P.	Date	05/08/2024



VARIAN



บริษัท ไทยยูนิค จำกัด

THAI UNIQUE CO., LTD.

80-82 ถนนประชาธิปไตย แขวงบางขุนพรหม เขตพระนคร กรุงเทพฯ 10200

80-82 Prachathipatai Rd., Bangkhunphrom, Pranakorn, Bangkok 10200

Tel. 0-2629-0191-6, 0-2280-1787, Fax. 0-2280-1788, E-mail : thawatt@thaiunique.com, Website : www.thaiunique.com

### Results Integrated System Testing

Checkout Procedure	FID
Detector Position	Front
Inlet Type	1079 Injector
C15 RT 1	4.128
C15 RT 2	4.128
C15 RT 3	4.128
C15 RT 4	4.128
C15 RT 5	4.128
C15 RT Average	4.128
* % RSD ( < 0.5 % )	0

\* The precision specification should be less than 0.5 % RSD \*\* ( Relative Standard Deviation ) for an Auto sampler injection and less than 0.5 % for Manual injections. To calculate the %RSD, select the RT C15 peak for each of the five ( 5 ) samples.

\*\* (Relative Standard Deviation is determined by dividing the standard deviation by the average and multiplying by 100.)

$$\% \text{ RSD} = ( \text{std.dev} / \text{avg} ) * 100$$

Compliance	<input checked="" type="checkbox"/> Pass	<input type="checkbox"/> Fail
Performance by	Samarot.	
Date	05/08/2024	



Comments	-		
Reviewed by	Samarot P.	Date	05/08/2024



VARIAN




Title :  
Run File : f:\ \sps2024\cal2024\baseline2024002.run  
Method File : D:\Method-GC\star C\Star\TU\cal0203\baseline FID.mth  
Sample ID : Baseline2024

Injection Date: 5/8/2567 14:01      Calculation Date: 5/8/2567 14:41

Operator : watsamon                      Detector Type: 3800 (10 Volts)  
Workstation: Local Disk                  Bus Address : 44  
Instrument :                              Sample Rate : 10.00 Hz  
Channel : Front = FID                    Run Time : 39.960 min

\*\* LC Workstation Version 6.20 \*\* 02511-7390-ae7-0265 \*\*

Chart Speed = 0.56 cm/min      Attenuation = 1                  Zero Offset = 10%  
Start Time = 0.000 min      End Time = 39.960 min      Min / Tick = 1.00



Title :  
Run File : f:\ \sps2024\cal2024\baseline2024002.run  
Method File : D:\Method-GC\star C\Star\TU\cal0203\baseline FID.mth  
Sample ID : Baseline2024

Injection Date: 5/8/2567 14:01 Calculation Date: 5/8/2567 14:41

Operator : suwarot Detector Type: 3800 (10 Volts)  
Workstation: Local Disk Bus Address : 44  
Instrument : Sample Rate : 10.00 Hz  
Channel : Front = FID Run Time : 39.960 min

\*\* LC Workstation Version 6.20 \*\* 02511-7390-ae7-0265 \*\*

Run Mode : Analysis  
Peak Measurement: Peak Area  
Calculation Type: External Standard

Peak No.	Peak Name	Result ( )	Ret. Time (min)	Time Offset (min)	Area (counts)	Sep. Code	Width 1/2 (sec)	Status Codes
----	-----	-----	-----	-----	-----	-----	-----	-----
----	-----	-----	-----	-----	-----	-----	-----	-----
	Totals:	0.0000		0.000	0			

Total Unidentified Counts : 0 counts

Detected Peaks: 0 Rejected Peaks: 0 Identified Peaks: 0

Multiplier: 1 Divisor: 1 Unidentified Peak Factor: 0

Baseline Offset: -16 microVolts LSB: 1 microVolts

Noise (used): 22 microVolts - monitored before this run

Manual injection

Data Handling: No peaks

\*\*\*\*\*

Title :  
Run File : f:\sps2024\cal2024\fid2024003.run  
Method File : d:\cafid2024003-front.mth  
Sample ID : FID2024

Injection Date: 5/8/2567 9:16

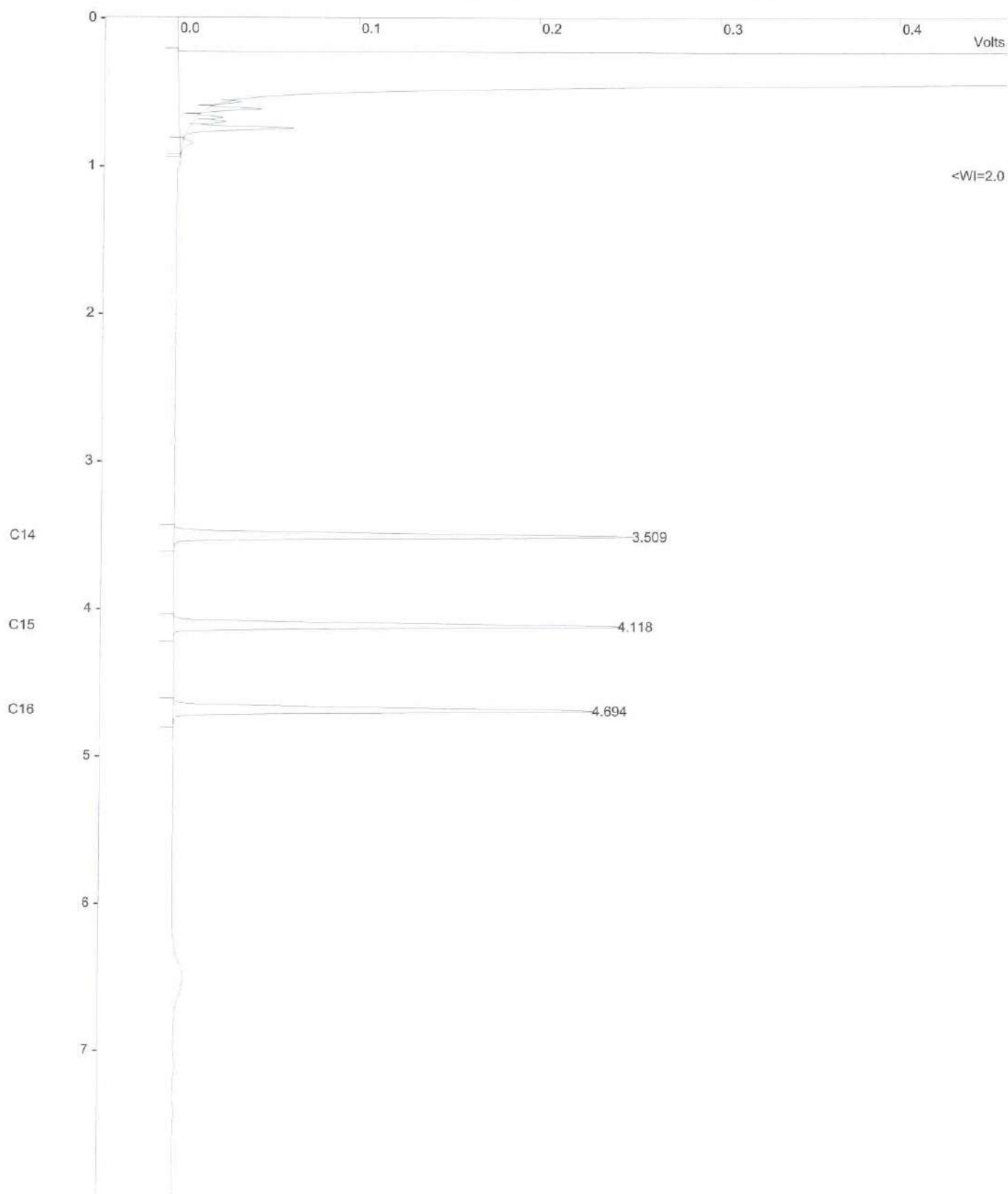
Calculation Date: 5/8/2567 9:26

Operator : suwarot  
Workstation: GC-LAB  
Instrument :  
Channel : Front = FID

Detector Type: 3800 (10 Volts)  
Bus Address : 44  
Sample Rate : 10.00 Hz  
Run Time : 7.993 min

\*\* LC Workstation Version 6.20 \*\* 02511-7390-ae7-0265 \*\*

Chart Speed = 2.83 cm/min Attenuation = 205 Zero Offset = 8%  
Start Time = 0.000 min End Time = 7.993 min Min / Tick = 1.00



Title :  
Run File : f:\sps2024\cal2024\fid2024003.run  
Method File : d:\fid2024003-front.mth  
Sample ID : FID2024

Injection Date: 5/8/2567 9:16 Calculation Date: 5/8/2567 9:26

Operator : suwarot Detector Type: 3800 (10 Volts)  
Workstation: GC-LAB Bus Address : 44  
Instrument : Sample Rate : 10.00 Hz  
Channel : Front = FID Run Time : 7.993 min

\*\* LC Workstation Version 6.20 \*\* 02511-7390-ae7-0265 \*\*

Run Mode : Analysis  
Peak Measurement: Peak Area  
Calculation Type: External Standard

Peak No.	Peak Name	Result ()	Ret. Time (min)	Time Offset (min)	Area (counts)	Sep. Code	Width 1/2 (sec)	Status Codes
1	C14	54.1202	3.509	-0.005	163565	BB	2.1	C
2	C15	53.5241	4.118	-0.005	157309	BB	2.2	C
3	C16	52.2361	4.694	0.001	146804	BB	2.3	C
Totals:		159.8804		-0.009	1704289			

Status Codes:

C - Out of calibration range

Total Unidentified Counts : 69332200 counts

Detected Peaks: 11 Rejected Peaks: 0 Identified Peaks: 3

Multiplier: 1 Divisor: 1 Unidentified Peak Factor: 0

Baseline Offset: -29 microVolts LSB: 1 microVolts

Noise (used): 28 microVolts - monitored before this run

Manual injection

Calib. out of range; No Recovery Action Specified

\*\*\*\*\*



Sample ID: **fid std**

Operator (Inj): **suwarot**

Injection Date: **05/08/2024**

Calc Date: **05/08/2024**

Run Time (min): **7.993**

Workstation: **GC-LAB**

Instrument (Inj):



**VARIAN**

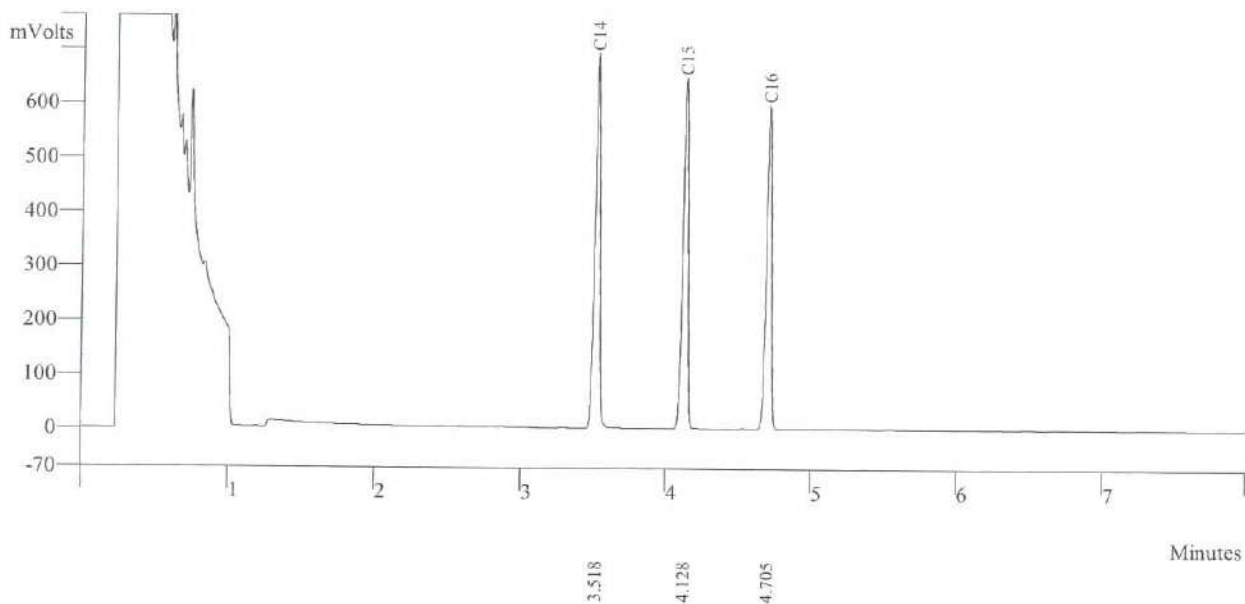
Run Mode: **Analysis**

Peak Measurement: **Peak Area**

Calculation Type: **External Std.**

c:\star\data\tu\cal2024\fid2024001.run

A = FID 10 V RESULTS



Peak No	Peak Name	Result ()	Ret Time (min)	Peak Area (counts)	Sep. Code	Width 1/2 (sec)
1	C14	152.6865	3.518	163565	BB	2.2
2	C15	147.1889	4.128	157309	BB	2.3
3	C16	138.7997	4.705	146804	BB	2.3
Totals		438.6751		467678		

Sample ID: **fid std**

Operator (Inj): suwarot

Injection Date: 05/08/2024

Calc Date: 05/08/2024

Run Time (min): 7.993

Workstation: GC-LAB

Instrument (Inj):



**VARIAN**

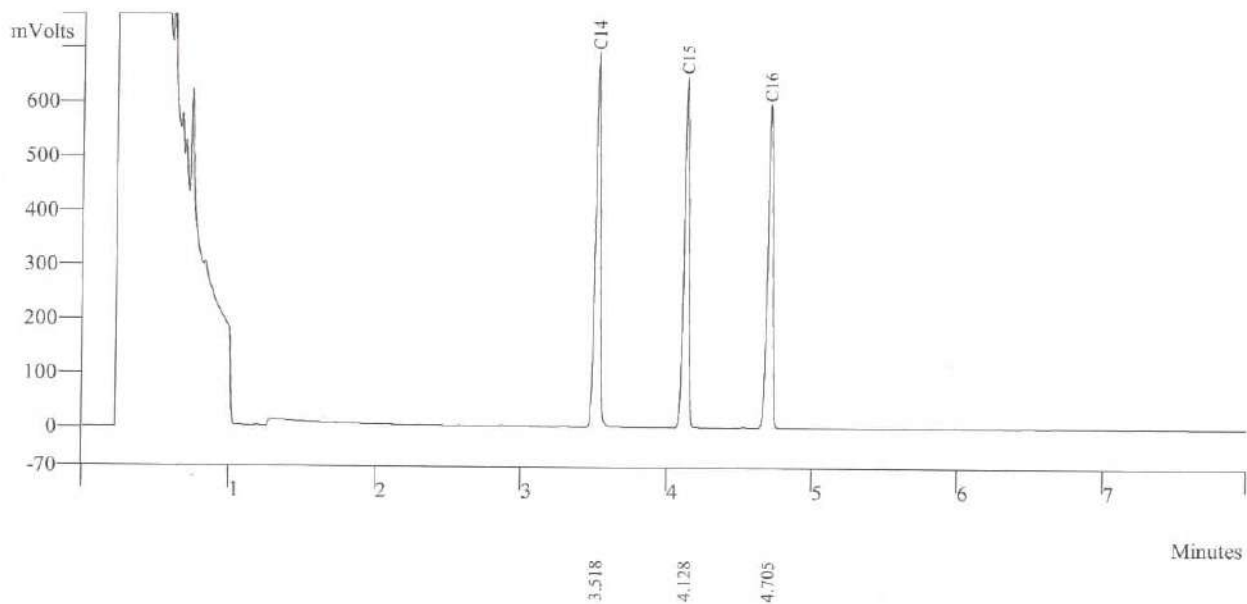
Run Mode: Analysis

Peak Measurement: Peak Area

Calculation Type: External Std.

c:\star\data\tu\cal2024\fid2024002.run

A = FID 10 V RESULTS



Peak No	Peak Name	Result ()	Ret Time (min)	Peak Area (counts)	Sep. Code	Width 1/2 (sec)
1	C14	152.6865	3.518	168565	BB	2.2
2	C15	137.1189	4.128	159359	BB	2.3
3	C16	128.7997	4.705	147834	BB	2.3
Totals		418.6042		475758		



Sample ID: **fid std**

Operator (Inj): **suwarot**

Injection Date: **05/08/2024**

Calc Date: **05/08/2024**

Run Time (min): **7.993**

Workstation: **GC-LAB**

Instrument (Inj):



**VARIAN**

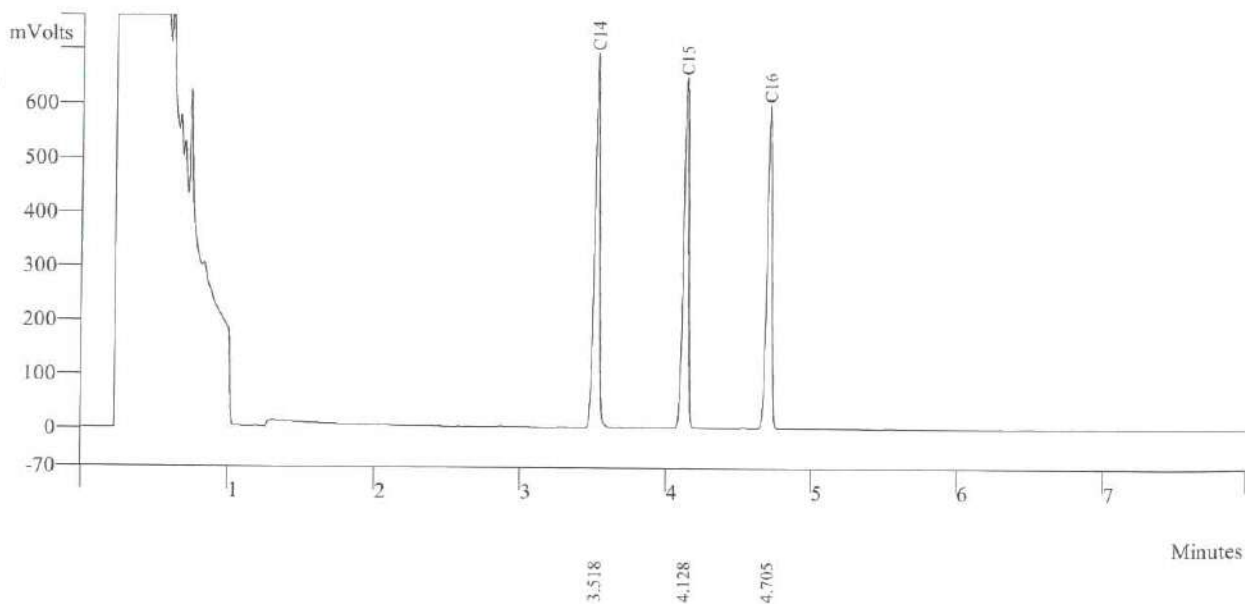
Run Mode: **Analysis**

Peak Measurement: **Peak Area**

Calculation Type: **External Std.**

c:\star\data\tu\cal2024\fid2024004.run

A = FID 10 V RESULTS



Peak No	Peak Name	Result ()	Ret Time (min)	Peak Area (counts)	Sep. Code	Width 1/2 (sec)
1	C14	162.7865	3.518	165521	BB	2.2
2	C15	157.1159	4.128	152379	BB	2.3
3	C16	138.5997	4.705	146834	BB	2.3
	Totals	458.5021		464734		



Sample ID: **fid std**

Operator (Inj): **suwarot**

Injection Date: **05/08/2024**

Calc Date: **05/08/2024**

Run Time (min): **7.993**

Workstation: **GC-LAB**

Instrument (Inj):



**VARIAN**

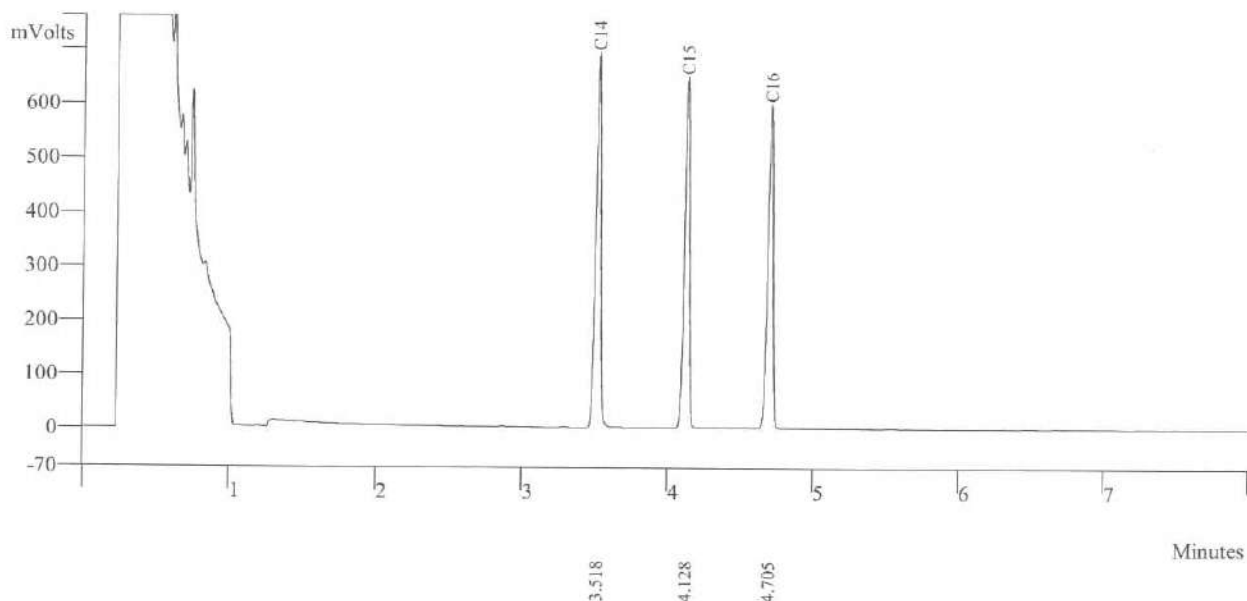
Run Mode: **Analysis**

Peak Measurement: **Peak Area**

Calculation Type: **External Std.**

c:\star\data\tu\cal2024\fid2024005.run

A = FID 10 V RESULTS



Peak No	Peak Name	Result ()	Ret Time (min)	Peak Area (counts)	Sep. Code	Width 1/2 (sec)
1	C14	162.7965	3.518	164521	BB	2.2
2	C15	137.1159	4.128	158379	BB	2.3
3	C16	128.1947	4.705	149834	BB	2.3
	Totals	428.1071		472734		



Agilent Technologies

## Certificate of Analysis

### FID-TCD Performance Evaluation Sample Kit

Agilent Part  
Number: 5080-8842, 18710-60170

Sample Lot  
Number: 0006750304

This analytical reference material was manufactured and verified in accordance with an ISO 9001 registered quality system, and the analyte concentrations were verified by an ISO 17025 accredited laboratory. The certified value for each analyte was determined gravimetrically.

**Concentrations:**

n-tetradecane	0.218 g/L ( $\pm 0.5\%$ )	0.033 w/w %
n-pentadecane	0.218 g/L ( $\pm 0.5\%$ )	0.033 w/w %
n-hexadecane	0.218 g/L ( $\pm 0.5\%$ )	0.033 w/w %

**Solvent:** hexane


Calibrated Class A glassware and clean bottles were used in the manufacture of this standard. Balances used in the manufacture of this standard are calibrated with weights traceable to NIST in compliance with ANSI/NCSL Z-540-1 and ISO 9001.

**Purities:**

n-tetradecane	99.6%
n-pentadecane	99%
n-hexadecane	99.5%
hexane	99%

#### Typical Analytical Spectrum or Chromatography

GC Chromatography – n-tetradecane, n-pentadecane, and n-hexadecane in hexane



Date of release: 30 June 2023

Date of expiration: 31 July 2025

Monica Bourgeois  
QMS Representative



## Certificate of Calibration

Certificate No.: WK2312-031-1

Page 1 of 2

Customer : THAI UNIQUE CO., LTD.  
80-82 PRACHATHIPATAI RD., BANGKHUNPHROM,  
PRANAKORN, BANGKOK 10200

Instrument : AMD Flow Meter  
Manufacturer : Agilent Technologies  
Model : G6691A  
Serial No. : MY16470347  
Identity No. : SV-DF-001  
Range : 0 ml/min to 750 ml/min  
Resolution : See to data  
Calibration Method : CP-WK-M10

Ambient Temperature :  $(23 \pm 2) ^\circ\text{C}$   
Humidity :  $(50 \pm 15) \% \text{RH}$   
Received Date : 6-Dec-23  
Calibrated Date : 7-Dec-23  
Issued Date : 12-Dec-23  
Calibrated Location : In Lab

Reference standard instruments :

<u>Instrument</u>	<u>Serial No.</u>	<u>Certificate No.</u>	<u>Due Date</u>	<u>Traceability to</u>
Flow Calibrator	140215-134	L202304114-001	18-Apr-25	MIT
Primary Flow Calibrator	1107-S	WK2305-049-5	22-May-24	WK Electric Co.,Ltd.

MIT : Miracle International Technology Co.,Ltd.

This result calibrate was found accurate as shown on date place of calibrate only

This certificate is traceability to the International System of Unit (SI)

The reported uncertainty of measurement was based on a standard uncertainty multiplied by a coverage factor  $k=2$ , providing a level of confidence approximately 95%

Calibrated by : Mr.Taywanat Hansuwankul

Approved by :

Ms. Budsagorn Patcha  
Authorized Signatory



This certificate may not be reproduced except in full unless permission for the reproduction has been obtained in writing from the laboratory.



## Calibration Results

Certificate No. : WK2312-031-1

Page 2 of 2

### Calibration Result of the Accuracy

Function : Flow Measurement

Range : 0 ml/min to 750 ml/min

Resolution : 0.01 / 0.1 / 1 ml/min

Unit : ml/min

UUC Setting		STD Reading	Error	Uncertainty ( $\pm$ )	Tolerance Limit Values (ml/min)
Scale	ml/min				
0	0.00	0.00	0.00	3.3	-0.20 ~ 0.20
50	50.7	51.15	-0.45	3.3	48.80 ~ 51.20
300	300	300.4	-0.4	3.3	298.8 ~ 306.2
450	450	450.7	-0.7	3.3	440.8 ~ 459.2
550	550	549.5	0.5	3.3	533.5 ~ 566.5
650	650	649.3	0.7	3.3	630.5 ~ 669.5
700	700	699.2	0.8	3.3	679.0 ~ 721.0

(X) Without Adjustment ( ) After Adjustment

This certificate may not be reproduced except in full unless permission for the reproduction has been obtained in writing from the laboratory.

\*\*\*\* End of Certificate\*\*\*\*





**Measuretronix Limited**  
2425/2 Lat Phrao Road, Saphan Song  
Wangthonglang, Bangkok 10310, Thailand  
Phone : 0-2514-1000, 0-2514-1234  
Fax : 0-2514-0001, 0-2514-0003  
Website : www.measuretronix.com



## Certificate of Calibration

Certificate Number : LF24-0278  
Equipment : Thermometer  
Manufacturer : Fluke  
Model : 51  
Serial Number : 5910857  
Asset Number : 5910857  
Customer : Thai Unique Co., Ltd.  
80-82 Prachathipatai Road,  
Bangkhunphrom, Pranakorn,  
Bangkok 10200  
Date of Calibrate : 26-Jun-2024  
Date of Issue : 27-Jun-2024

*This calibration certificate documents the traceability to national standards, which realize the units of measurement according to the International System of Units (SI).*

*This calibration certificate applies only to the item identified and shall not be reproduced other than in full, without specific written approved by Measuretronix Cal-Lab. Calibration certificates without signature are not valid.*

*The measurements marked with an asterisk (\*) in this certificate are outside our range of accreditation. They have been included for completeness.*

*The Calibration interval (Cal.Due) is the responsibility of the end user.*

Calibrated by

*Nanthiya Ngampring*  
Mrs. Nanthiya Ngampring  
Metrology Technician

Approved by

*A. S.*  
Mrs. Arunee Bamrungtham  
Cal-Lab Manager



Measuretronix Limited

## Calibration Report

**UUC : Fluke 51 Thermometer**

Serial No. : 5910857

Asset No. : 5910857

Procedure : CP-LF-04:Rev.02

Note : Refer to Fluke 51,52 Operator's Manual Rev 1 3/86, Oct 1985

**Certificate No. : LF24-0278**

Report data type : As-Found

Date of Calibrate : 26-Jun-2024

Date of Receive : 17-Jun-2024

Environment condition

Temperature : 23 °C ± 3 °C

Humidity : 50 %RH ± 20 %RH

Customer : Thai Unique Co., Ltd.

Address : 80-82 Prachathipatai Road,  
Bangkhunphrom, Pranakorn,  
Bangkok 10200

*Measuretronix Cal-Lab certifies that the above listed instrument meets or exceeds all specifications as stated in the referenced procedure (unless otherwise noted). The measurements are traceable to national or international measurement standards or accept fundamental or natural physical constants or have been derived by approved ratio techniques as state in the Standard Used below. The policies and procedures used comply with ISO/IEC 17025:2017.*

*This report applies only to the item identified and shall not be reproduced other than in full, without specific written approved by Measuretronix Cal-Lab.*

*The uncertainties shown are the expanded uncertainties, which calculated from the standard uncertainties multiplied by a coverage factor of  $k = 2$ , providing a measurement confidence level of approximately 95%.*

*No statement of compliance with specifications is made or implied on this certificate.*

**Remark :** *The units of uncertainty values in this report are referred to the below details :*

*" Volt " or " V " for voltage, " Ampere " or " A " for current, " Ohm " or "  $\square$  " for resistance, " Farad " or " F " for capacitance, " Hertz " or " Hz " for frequency, " deg C " or " °C " for degree Celsius, " deg F " or " °F " for degree Fahrenheit, etc.*

### Standard Used

Serial/Asset	Description	Traceable	Cert.No.	Cal.Date	Due Date
6400011	Fluke 5500A Calibrator	NIMT	EE-0017-24	7-Mar-2024	6-Mar-2025

## Test Data

TEST	RANGE	Nominal Value	UUC Tol. (+/-)	Test Result	Error	Uncertainty (+/-)
THERMOCOUPLE MEASUREMENT CALIBRATION						
TYPE K THERMOCOUPLE						
1		-195.0 °C*	0.9 °C	-195.4 °C	-0.4 °C	0.27 °C
2		-100.0 °C	0.8 °C	-100.5 °C	-0.5 °C	0.21 °C
3		-50.0 °C	0.8 °C	-50.2 °C	-0.2 °C	0.21 °C
4		0.0 °C	0.7 °C	0.0 °C	0.0 °C	0.21 °C
5		100.0 °C	0.8 °C	100.1 °C	0.1 °C	0.21 °C
6		300.0 °C	1.0 °C	300.2 °C	0.2 °C	0.21 °C
7		500.0 °C	1.2 °C	500.1 °C	0.1 °C	0.21 °C
8		1365.0 °C	2.1 °C	1365.2 °C	0.2 °C	0.32 °C
TYPE J THERMOCOUPLE						
9		-195.0 °C*	1.0 °C	-194.4 °C	0.6 °C	0.22 °C
10		-100.0 °C	0.9 °C	-99.3 °C	0.7 °C	0.18 °C
11		-50.0 °C	0.9 °C	-49.4 °C	0.6 °C	0.18 °C
12		0.0 °C	0.8 °C	0.5 °C	0.5 °C	0.18 °C
13		100.0 °C	0.9 °C	100.4 °C	0.4 °C	0.18 °C
14		300.0 °C	1.1 °C	300.8 °C	0.8 °C	0.18 °C
15		755.0 °C	1.6 °C	755.3 °C	0.3 °C	0.18 °C

**End of Calibration Report**

# *Certificate*

It is hereby certified that

**Suwarot Trikainut**

Has successfully completed the Application Training for

**Basic Gas Chromatography and Sampler**

Training Contents were:

**Hardware Operation, Software Operation, Data analysis and**

**Troubleshooting : Model**

**CP-3800, 3900, 450-GC, 430-GC, 456-GC, 436-GC**

At Thai Unique Co., Ltd, Bangkok, Thailand

On 15<sup>th</sup> March, 2019



S. Pohtongkam

Service Manager